

Correct Installation of Photovoltaic (PV) System on Village Houses



Installation of PV system* on roof of village houses



Satisfy green and
amenity facilities
requirements

Install the system
properly without affecting
structural safety of
building



*PV system shall be used to generate electricity

The Chief Executive announced in the 2018 Policy Address and Policy Agenda that further support and facilitation would be provided for individuals and organisations participating in renewable energy development, including suitably relaxing the restrictions on installation of photovoltaic (PV) system (abbreviation「The System」) on roof of New Territories Exempted Houses (NTEH) (abbreviation「Village House」).

For details, please refer to the pamphlet “Village Houses without unauthorised building works put your mind at ease!”.



「Village House」 is New Territories Exempted Houses (NTEH) that generally refers to those village houses situated in the New Territories which by virtue of the Buildings Ordinance (Application to the New Territories) Ordinance are exempted from certain provisions of the Buildings Ordinance and its subsidiary regulations (including the need for obtaining approval and consent to the commencement of works from the Buildings Department).

The System satisfying the following requirements may be installed on roof or roof of stairhood in both new and existing Village House:



Installation of The System on roof

- The System including its supporting structure should not be higher than 2.5 m measured from the roof level.
- The average loading imposed should not exceed 150 kg/m².
- It should not project more than 750 mm from the external wall.
- For The System arranged in the form of continuous spread covering, its coverage (only the coverage area within the building is counted) should not be more than half of the roofed-over area of the Village House.
- For The System arranged in clusters, each cluster should have a coverage of not more than 5 m² (only the coverage area within the building is counted) and should be separated from each other by not less than 1 m.



Installation of The System on roof of stairhood

- The System including its supporting structure should not be higher than 1.5 m measured from the level of the roof of the stairhood.
- The average loading imposed should not exceed 75 kg/m².
- It should not project more than 750 mm from the edge of the roof.



Common requirements

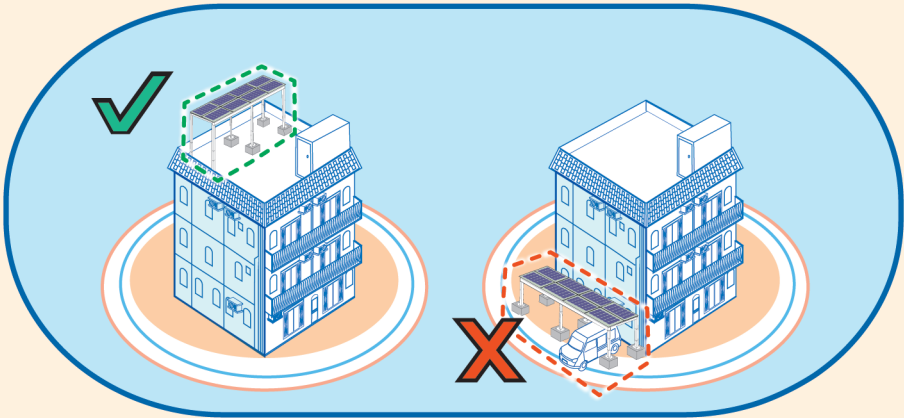
- The roof on which The System would be installed should be cleared of all unauthorised building works (UBWs), including those acknowledged by the Buildings Department (BD) under the Reporting Scheme for UBWs in Village House implemented by BD.
- The space underneath The System should not have any fixed or demountable enclosures[^].
- The System should be properly installed and should not adversely affect the structural safety of the building. For The System exceeding 1.5 m high measured from the roof level, it should be certified by an Authorized Person registered under the Buildings Ordinance for submission of a safety certificate⁺ to the Lands Department for record.
- Such facilities should not be installed on the canopy.

[^] If the space is enclosed, BD will take enforcement action under the Buildings Ordinance.

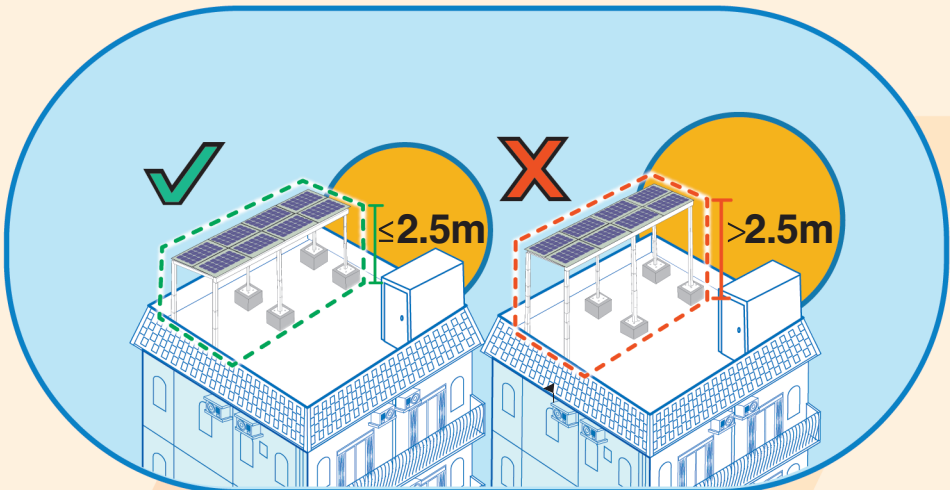
⁺ The safety certificate (Form C/PVS) is available at the Lands Department and all District Lands Offices in the New Territories. It can also be downloaded from the Lands Department's website (<http://www.landstd.gov.hk>).

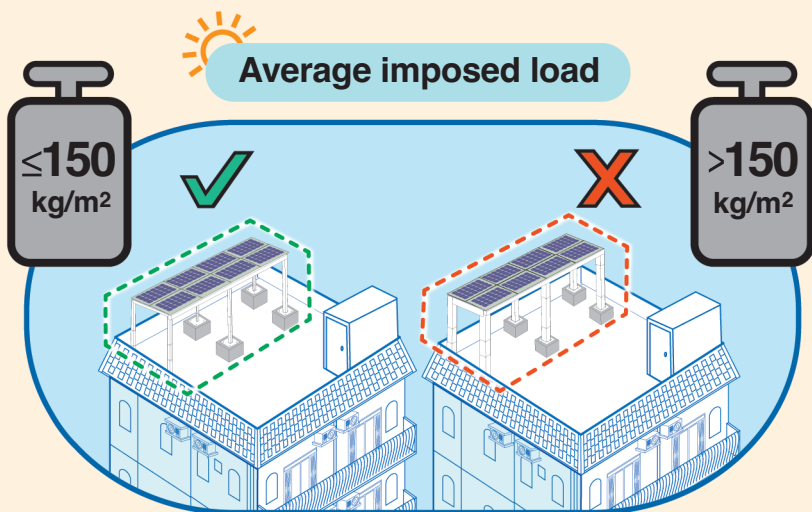


The System installed on ground is not an acceptable green and amenity facility for Village House

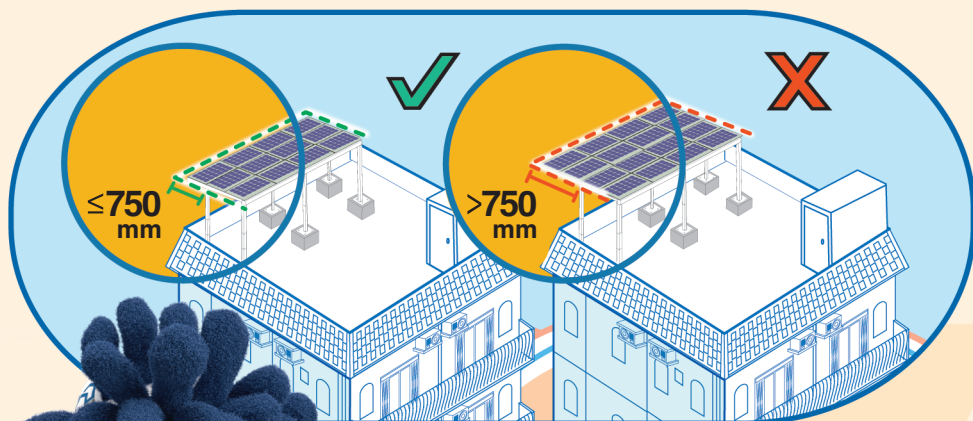


The System installed on roof should not exceed 2.5 m high
The System exceeding 1.5 m high should be certified by an Authorized Person who is registered under the Buildings Ordinance for submission of a safety certificate to the Lands Department for record





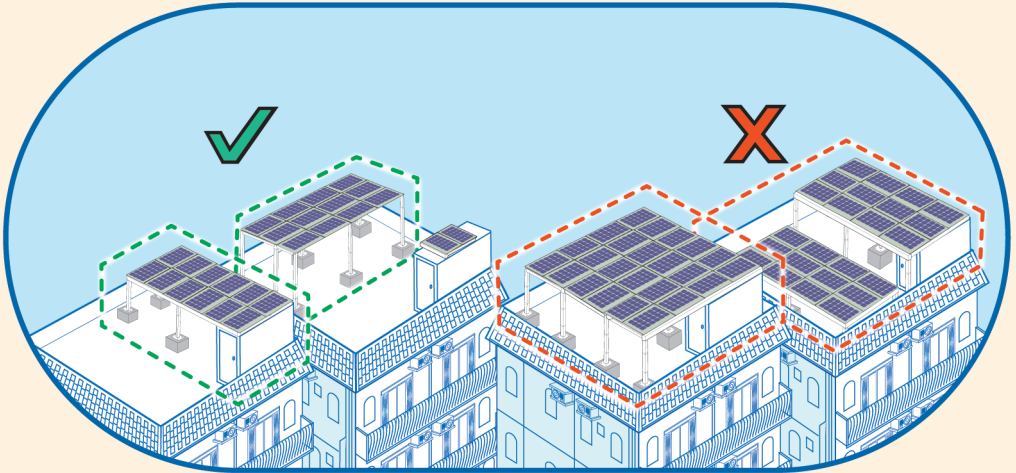
 **Should not project more than
750 mm from external wall**



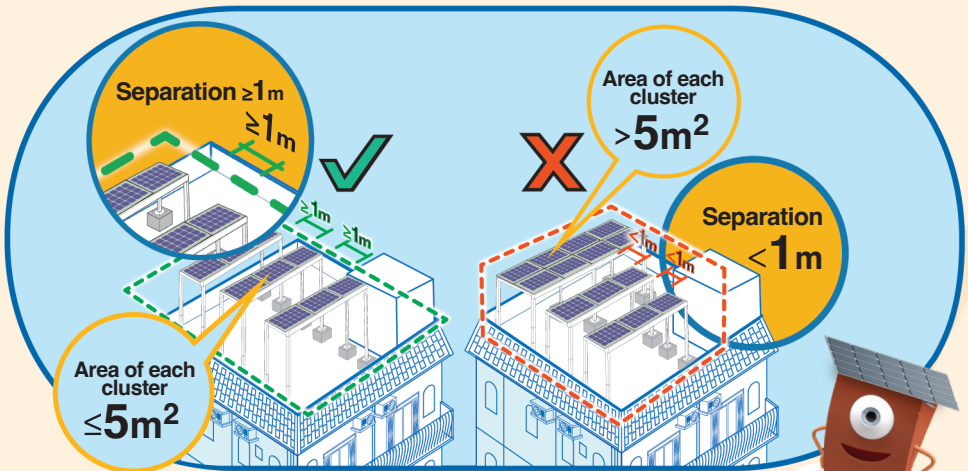


Continuous spread arrangement

Coverage should not be more than half of the roof area

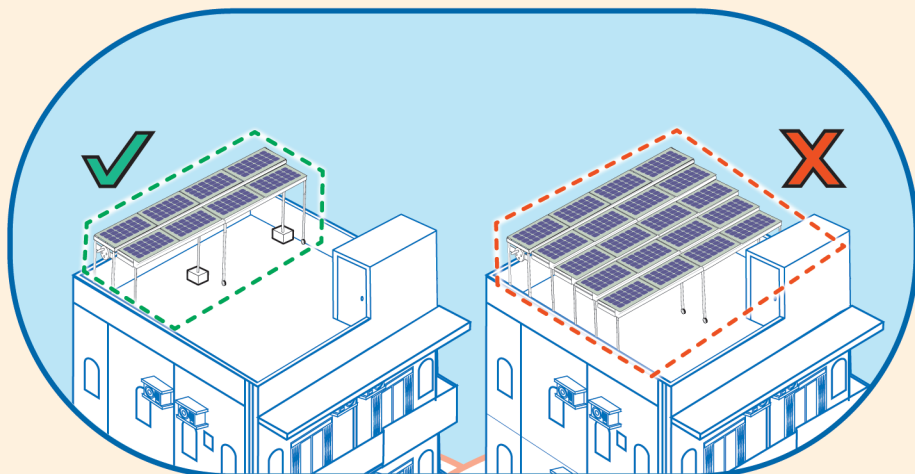


Clusters arrangement

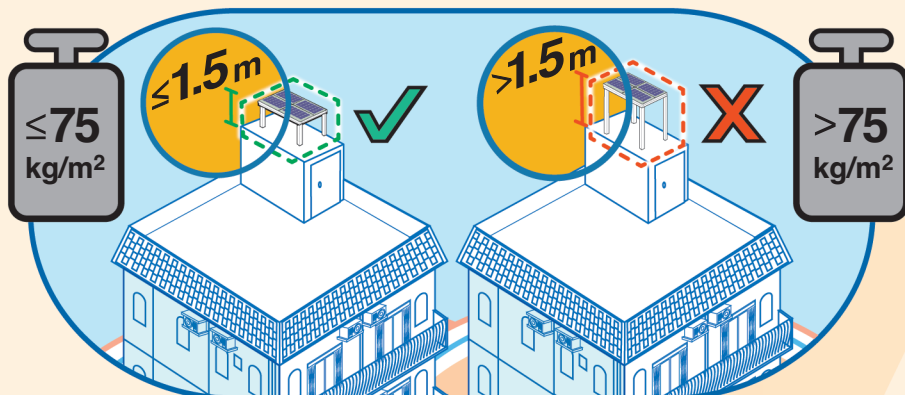




If extensible PV system is installed
Fully extended area should not
exceed half of the roof area

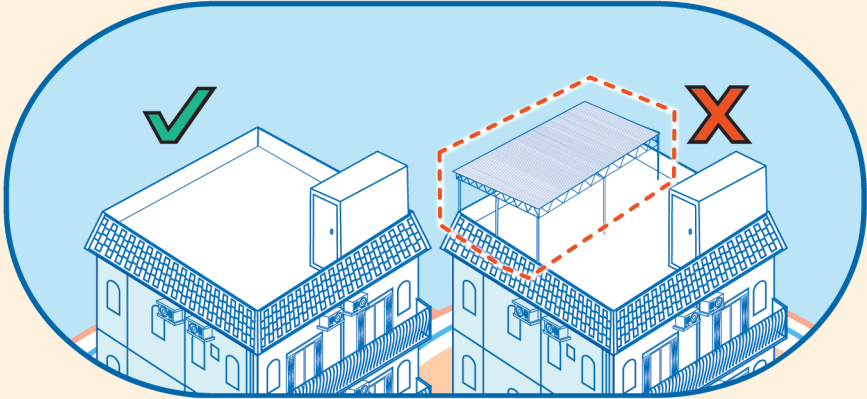


Installed on roof of stairhood

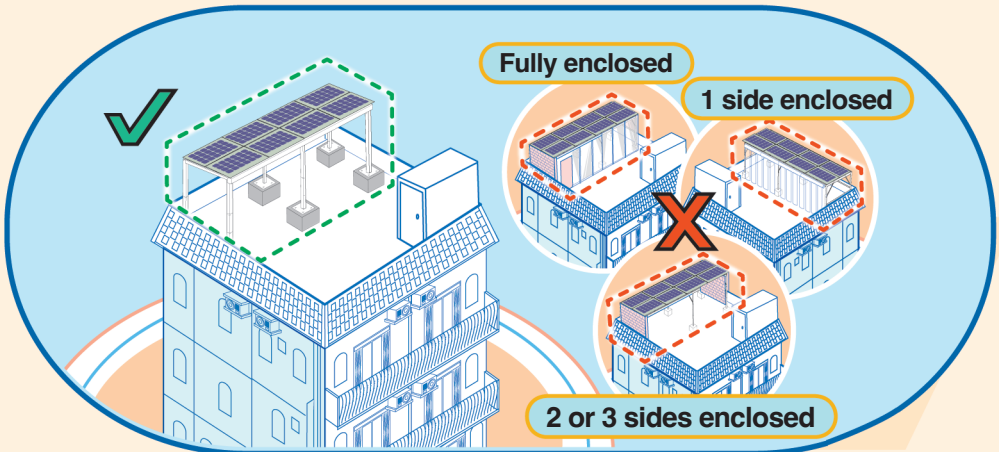




The roof on which The System would be installed should be cleared of all UBWs (including those acknowledged by BD under the Reporting Scheme for UBWs)



The space underneath The System should not have any fixed or demountable enclosures

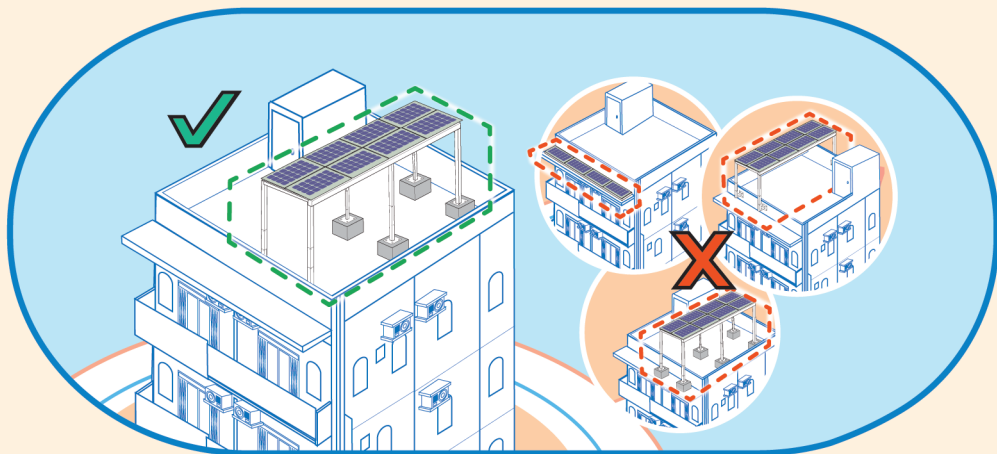




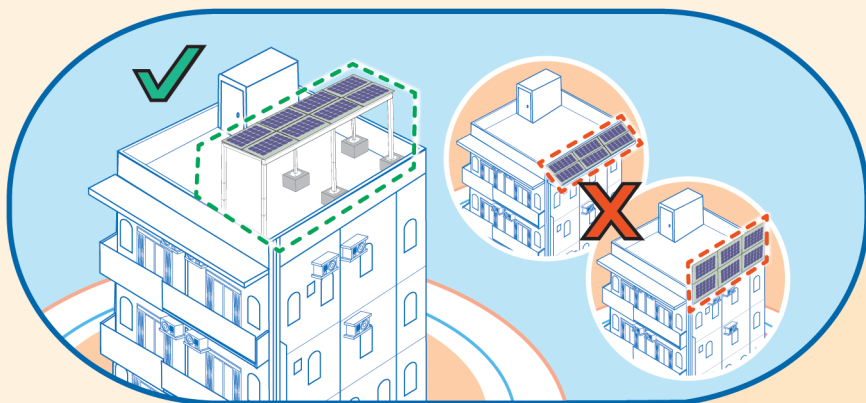
**Supporting structure
should not be
installed beyond external wall**



**Supporting structure
should not be
installed on canopy**



The System should not be installed on external wall





For any enquiries, please contact **the Buildings Department** :

- Postal address: G/F, Buildings Department Headquarters,
North Tower, West Kowloon Government Offices,
11 Hoi Ting Road, Yau Ma Tei, Kowloon
- Email address: enquiry@bd.gov.hk
- Telephone hotline: 2626 1616 (Handled by “1823”)
- Website : www.bd.gov.hk

You may scan the following QR Codes to obtain more information:



Dos & Don'ts for
installation of PV System
on village houses



“Guidance Notes for
Solar Photovoltaic (PV)
System Installation”
published by Electrical
and Mechanical Services
Department



“Building New
Territories Exempted
Houses” published by
Lands Department

This pamphlet aims to introduce the main features of the "Correct Installation of Photovoltaic (PV) System on Village Houses" to enhance the stakeholders' understanding of the system.

It is not a legal document.



February 2024