

Code of Practice for Fire Safety in Buildings 2011

Following the completion of a review on the Code of Practice for the Provision of Means of Escape 1996 (MOE Code), Code of Practice for Fire Resisting Construction 1996 (FRC Code) and Code of Practice for Means of Access for Firefighting and Rescue 2004 (MOA Code), the Code of Practice for Fire Safety in Buildings 2011 (FS Code) was first promulgated in September 2011 to provide guidance on compliance with the requirements for the provision of means of escape, means of access for firefighting and rescue and fire resisting construction as laid down in regulations 41(1), 41A, 41B, 41C and 41D of the Building (Planning) Regulations and section 35 of the Building (Construction) Regulation. The FS Code substitutes the MOE Code, the FRC Code and the MOA Code. It comprises seven parts with one annex as follows:

| | |
|---------|--|
| Part A | Introduction |
| Part B | Means of Escape |
| Part C | Fire Resisting Construction |
| Part D | Means of Access |
| Part E | Fire Properties of Building Elements and Components |
| Part F | Fire Safety Management |
| Part G | Guidelines on Fire Engineering |
| Annex A | List of Codes of Practice and Guides issued by Licensing Authorities for Licensed Premises |

Application

2. The FS Code has come into operation on 1 April 2012 except for the following:

- (a) For buildings or building works which were being carried out or consent to the commencement of which had been given on or before 1 April 2012, the MOE Code, the FRC Code and the MOA Code may continue to be used as the basis for the design of such buildings or building works. For the avoidance of doubt, in respect of new buildings, the relevant consent refers to the consent to the commencement of foundation works for such buildings;

- (b) The FS Code might be used for plans submitted before 1 April 2012 upon the first issue of this practice note provided that the FS Code was used in its entirety for the design and construction of the entire building or building works concerned. Partial application would not be accepted; and
- (c) The FS Code is not applicable to fire safety measures improvement required under the Fire Safety (Commercial Premises) Ordinance (Cap. 502) (FS(CP)O) or the Fire Safety (Buildings) Ordinance (Cap. 572) (FS(B)O). Practice Notes for Authorized Persons, Registered Structural Engineers and Registered Geotechnical Engineers (PNAP) APP-94 and APP-145 should be referred to.

3. The FS Code should apply to the following situations, which are not explicitly provided for in the relevant Ordinances or Regulations, in the manner as described below:

- (a) Alteration and addition works in existing buildings

Generally only the areas affected by the proposed alteration and addition (A&A) works (including the affected exit routes) will need to comply with the requirements of the FS Code. The remaining parts of the building not affected by the proposed A&A works need not follow the FS Code;

- (b) Licensed premises

Similar to (a) above, only the areas in a building subject to a new licence application or proposed A&A works within licensed premises (including the affected exit routes) will need to comply with the requirements of the FS Code; and

- (c) Consent for works shown on plans approved prior to effective date of the FS Code

There is generally no objection to issuing consent to the commencement of building works shown on plans approved prior to 1 April 2012 which follow the MOE Code, the FRC Code and the MOA Code, provided that the consent application is made within two years of the date of the first approval and the application is in order in all other aspects. In such cases, the authorized person/registered structural engineer should submit amended plans to demonstrate compliance with the requirements of the FS Code for approval as necessary, before application for an occupation permit. If the building works carried out do not comply with the requirements of the FS Code, the application for occupation permit may be refused under section 21(6) of the Buildings Ordinance (BO). The Building Authority may also invoke section 16(3)(d) of the BO to refuse consent if the first approval of the plans described above has been given more than two years.

Application of Practice Notes

4. For buildings or building works which are subject to the FS Code as stated in paragraph 2 above, the practice notes listed at **Appendix A** would not be applicable. For the avoidance of doubt, these practice notes will continue to apply to buildings and building works designed and constructed in accordance with the MOE Code, FRC Code and MOA Code, as well as fire safety measures improvement required under the FS(CP)O or the FS(B)O. These practice notes will be subject to further amendments or updates as the circumstances may require.

Amendments to FS Code

5. The Buildings Department (BD) has set up a Technical Committee (TC) to, among others, collect and consider the views and feedback from the building industry arising from the use of the FS Code. Taking into account of the advice of the TC, the following amendments to the FS Code have been consolidated in FS Code (2024 Edition) and uploaded to BD website www.bd.gov.hk:

- (a) Appendix B - April 2012;
- (b) Appendix C - January 2013;
- (c) Appendix D - September 2013;
- (d) Appendix E - October 2014;
- (e) Appendix F - October 2015;
- (f) Appendix G - June 2023; and
- (g) Appendix H - September 2024.


(YU Po-mei, Clarice)
Building Authority

Ref. : BD GR/CONS/14/E
BD GR/1-125/129
BD GR/1-50/81 (Pt.6)

First issue September 2011
Last revision June 2023

This revision September 2024 (AD/NB1) (Paragraph 5 amended, paragraph 6 deleted and Appendix H added)

**Practice Notes Not Applicable to
Buildings or Building Works which are subject to
the Code of Practice for Fire Safety in Buildings 2011**

- (a) PNAP APP-14 on Cinemas and Other Places of Public Entertainment in Non-domestic Buildings or Composite Buildings
- (b) PNAP APP-75 on Building (Planning) Regulations 41A, 41B and 41C – Means of Access for Firefighting and Rescue in Buildings
- (c) PNAP APP-80 on Code of Practice for Fire Resisting Construction 1996
- (d) PNAP APP-81 on Places of Public Entertainment (Amendment) Regulation 1996 and Associated Legislative Amendments
- (e) PNAP APP-82 on Code of Practice for the Provision of Means of Escape in Case of Fire 1996
- (f) PNAP APP-83 on Amendments and Clarification to Code of Practice for Fire Resisting Construction 1996
- (g) PNAP APP-85 on Application of the Revised Fire Safety Codes
- (h) PNAP APP-87 on Guide to Fire Engineering Approach
- (i) PNAP APP-91 on Maintenance and Replacement Works of Lift Installations
- (j) PNAP APP-92 on Amendments and Clarification to Code of Practice for the Provision of Means of Escape in Case of Fire 1996
- (k) PNAP APP-106 on Fire Resisting Construction – Kitchens in Restaurants
- (l) PNAP APP-121 on Amendment to Code of Practice for Provision of Means of Escape in Case of Fire 1996 (MOE Code)
- (m) PNAP APP-123 on Alternative Designs – Paragraph 12.3 of the Code of Practice for Fire Resistance Construction 1996 (FRC Code)

Amendments to the Code of Practice for Fire Safety in Buildings 2011
(April 2012)

Legends:

 Amended

 Deleted

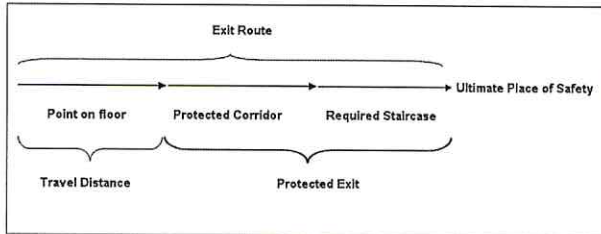
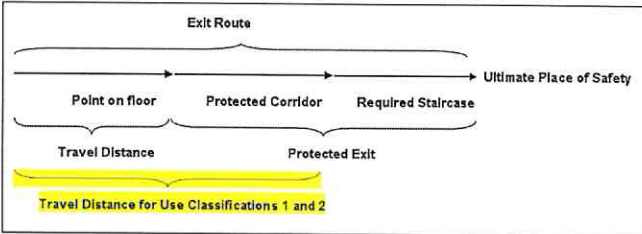
(6/2023)

Corrigenda to the Code of Practice for Fire Safety in Buildings 2011 (FS Code) (April 2012)

| Item | Paragraph/ Table | September 2011 version | April 2012 version | | | | | | | | | | | | | | | |
|-------------------------------|---|---|--|-----|---|-----|--|--------------------|------------------|--|----------------|--|--|-----------|----|--|----------------|----|
| I. Requirements revised/added | | | | | | | | | | | | | | | | | | |
| 1. | Table B1 | - | <table><tr><td>5d.</td><td>Public halls, assembly halls, conference halls.</td><td>0.5</td></tr><tr><td></td><td>removable seating.</td><td>Number of seats.</td></tr><tr><td></td><td>fixed seating.</td><td></td></tr><tr><td></td><td>Gymnasia.</td><td>3.</td></tr><tr><td></td><td>Swimming Pool.</td><td>3.</td></tr></table> <p>5. The useable floor area for assessing the occupant capacity in the swimming pool in Use Classification 5d refers to the water surface area of the swimming pool.</p> | 5d. | Public halls, assembly halls, conference halls. | 0.5 | | removable seating. | Number of seats. | | fixed seating. | | | Gymnasia. | 3. | | Swimming Pool. | 3. |
| 5d. | Public halls, assembly halls, conference halls. | 0.5 | | | | | | | | | | | | | | | | |
| | removable seating. | Number of seats. | | | | | | | | | | | | | | | | |
| | fixed seating. | | | | | | | | | | | | | | | | | |
| | Gymnasia. | 3. | | | | | | | | | | | | | | | | |
| | Swimming Pool. | 3. | | | | | | | | | | | | | | | | |
| 2. | C8.1 | Openings should not be formed at fire barriers forming part of a fire compartment wall, unless the openings are protected by fire rated doors or fire shutters having an FRR, with regard to the criteria of integrity and insulation, of not less than that of the fire compartment. The criterion of insulation of fire rated doors and fire shutters does not apply when the total width of the openings to be formed is not more than 25% of the length of such compartment wall. | <p>Openings should not be formed at fire barriers forming part of a fire compartment as described in Clause C3.1 unless such openings are protected by fire rated doors or fire shutters having an FRR of not less than that of such fire barriers. If the total width of the openings is more than 25% of the length of the compartment walls concerned, the fire rated doors or fire shutters should have an FRR with regard to the criterion of insulation of not less than that of the fire barrier. Such FRR with regard to the criterion of insulation can be reduced to not less than 30 minutes if additional sprinkler heads are provided on each side of the fire rated doors or fire shutters and complying with the following requirements:</p> <p>(a) The additional sprinkler heads should be a part of the fire service installations of the building and should comply with the Code of Practice for Minimum Fire Service Installations and Equipment.</p> | | | | | | | | | | | | | | | |

| Item | Paragraph/ Table | September 2011 version | April 2012 version |
|------|---------------------|--|--|
| | | | <p>(b) The layout/array of the additional sprinkler heads should be provided to substantiate the full coverage of each side of the fire rated door or fire shutter by sprinklers and the spacing of sprinkler heads should also comply with the LPC Rules incorporating BS EN 12845:2003.</p> |
| 3. | E13.1 | <p>Non-combustibility of decorative finishes and linings in the following Use Classifications should be tested in accordance with the following standards:</p> <p>(a) All Use Classifications, elements within protected exits should comply with classification A1 of Table E1, when tested in accordance with BS EN 13501-1:2007;</p> <p>(b) Use Classification 3 - internal wall and ceiling linings should comply with classification A2 of Table E1 for all areas, when tested in accordance with BS EN 13501-1:2007;</p> <p>(c) Use Classification 5a, wall linings within cinema, auditoriums and theatres should comply with classification A2 of Table E1, when tested in accordance with BS EN 13501-1:2007;</p> | <p>Linings of internal wall and ceiling and decorative finishes in the following Use Classifications, where the combustibility is required to be controlled, should comply with the following when tested in accordance with BS EN 13501-1:2007:</p> <p>(a) All Use Classifications – within protected exits, Classification A1 of Table E1;</p> <p>(b) Use Classification 3 – general accommodations (including corridors, circulation spaces and rooms) that are not forming the protected exit, Classification B or above of Table E1;</p> <p>(c) Use Classification 5a – within cinemas, auditoria and theatres, Classification C or above of Table E1;</p> <p>When tested in accordance with the British Standards, the performance should meet the equivalent European classification in Table E1.</p> |

| Item | Paragraph/ Table | September 2011 version | April 2012 version |
|------|---------------------|---|---|
| | | (d) If elements are tested in accordance with BS 476 Parts 4 and 7, then the equivalent criteria should comply with Table E1. | |
| 4. | E14.1 | <p>Floor linings and coverings should be tested in accordance with the following standards to demonstrate the non-combustibility:</p> <p>(a) All Use Classifications, floor linings and coverings within protected exits should comply with Classification A1 of Table E1, when tested in accordance with BS EN 13501-1:2007;</p> <p>(b) Use Classification 3, floor linings should comply with Classification A2 of Table E1 for all areas, when tested in accordance with BS EN 13501-1:2007;</p> <p>(c) Use Classification 5a, floor linings within cinema, auditoriums and theatres should comply with Classification C of Table E1, when tested in accordance with BS EN 13501-1:2007.</p> | <p>Linings and coverings of floors, where the combustibility is required to be controlled, should comply with the following when tested in accordance with BS EN 13501-1:2007:</p> <p>(a) All Use Classifications – within protected exits, Classification A1 of Table E1;</p> <p>(b) Use Classification 3 – general accommodation (including corridors, circulation spaces and rooms) that are not forming the protected exit, Classification B or above of Table E1;</p> <p>(c) Use Classification 5a – within cinemas, auditoria and theatres, Classification C or above of Table E1.</p> <p>When tested in accordance with the British Standards, the performance should meet the equivalent European classification in Table E1.</p> |

| Item | Paragraph/ Table | September 2011 version | April 2012 version | | | | | | | | | | | | | | | | | | |
|------------------------------------|--|--|--|------------------------------|--|--|-------------------|-----|--|---------------|-----------------|---|----|--|--|--|-------------------|-----|--|---------------|-----------------|
| II. For clarification and updating | | | | | | | | | | | | | | | | | | | | | |
| 5. | Diagram A2 |  |  | | | | | | | | | | | | | | | | | | |
| 6. | Table B1 | <table><tr><td>5d</td><td>Public halls, assembly halls</td><td></td></tr><tr><td></td><td>removable seating</td><td>0.5</td></tr><tr><td></td><td>fixed seating</td><td>Number of seats</td></tr></table> | 5d | Public halls, assembly halls | | | removable seating | 0.5 | | fixed seating | Number of seats | <table><tr><td>5d</td><td>Public halls, assembly halls, conference halls</td><td></td></tr><tr><td></td><td>removable seating</td><td>0.5</td></tr><tr><td></td><td>fixed seating</td><td>Number of seats</td></tr></table> | 5d | Public halls, assembly halls, conference halls | | | removable seating | 0.5 | | fixed seating | Number of seats |
| 5d | Public halls, assembly halls | | | | | | | | | | | | | | | | | | | | |
| | removable seating | 0.5 | | | | | | | | | | | | | | | | | | | |
| | fixed seating | Number of seats | | | | | | | | | | | | | | | | | | | |
| 5d | Public halls, assembly halls, conference halls | | | | | | | | | | | | | | | | | | | | |
| | removable seating | 0.5 | | | | | | | | | | | | | | | | | | | |
| | fixed seating | Number of seats | | | | | | | | | | | | | | | | | | | |
| 7. | B7.2 | Every exit door so provided should give access to an exit route which complies with Subsection B5 and which is independent of any other exit route to which access may be directly obtained from that room. Provided that the occupant capacity does not exceed 200 persons, the exit doors may give access to a single corridor or balcony approach from which it is possible to escape in more than one direction. | Every exit door provided according to Clause B7.1 should give access to an exit route which complies with Subsection B5 and which is independent of any other exit route to which access may be directly obtained from that room. Provided that the occupant capacity does not exceed 200 persons, the exit doors may give access to a single corridor or balcony approach from which it is possible to escape in more than one direction. | | | | | | | | | | | | | | | | | | |

| Item | Paragraph/ Table | September 2011 version | April 2012 version |
|------|---------------------|---|---|
| 8. | B8.2 | <p>Where two or more required staircases are needed, people using one required staircase should be able to gain access to at least one other required staircase at any time, without having to pass through other person's private premises. Such access should be provided in the following manners:</p> <p>(a) at each floor;</p> <p>(b) in case of domestic building or composite building not exceeding 15 storey in height above the lowest ground storey, at least every 5 storeys; or</p> <p>(c) in case of refuge floor(s) are provided at intermediate floor(s), at the refuge floor(s) and the roof.</p> <p>Security measures that prevent access to a required staircase must be automatically deactivated upon actuation of a fire alarm or in power failure situation.</p> | <p>Where two or more required staircases are needed, people using one required staircase should be able to gain access to at least one other required staircase at any time, without having to pass through other person's private premises. Such access should be provided in the following manners:</p> <p>(a) at each floor;</p> <p>(b) in case of domestic building or composite building not exceeding 15 storeys in height above the lowest ground storey, at least every 5 storeys; or</p> <p>(c) in case of refuge floor(s) are provided evenly between floors of the building, at the refuge floor(s) and the roof.</p> <p>Security measures that prevent access to a required staircase must be automatically deactivated upon actuation of a fire alarm or in power failure situation.</p> |
| 9. | B18.1 | Subject to Clause B18.5, refuge floors should be provided for all buildings exceeding 25 storeys in height above the lowest ground storey, at not more than 20 storeys and 25 storeys respectively for the buildings in Use | Save as provided in Clause B18.5, refuge floors should be provided for all buildings exceeding 25 storeys in height above the lowest ground storey, at not more than 20 storeys and 25 storeys respectively for the buildings in Use Classification 6 and in other Use Classifications from any other refuge floor; or above the street or the ultimate place of safety. For the purpose of this |

| Item | Paragraph/ Table | September 2011 version | April 2012 version |
|------|-----------------------------|---|---|
| | | Classification 6 and in other Use Classifications from any other refuge floor; or above the street or the ultimate place of safety. For the purpose of this clause, the number of storeys may exclude storeys which contain solely mechanical plants. | clause, the number of storeys may exclude storeys which contain solely mechanical plants. |
| 10. | B18.5 | Clauses B18.1 to B18.4 do not apply to a domestic building or a composite building not exceeding 40 storeys in height above the lowest ground storey. In a domestic building or a composite building exceeding 25 storeys but not exceeding 40 storeys in height above the lowest ground storey, the main roof of the building should be a refuge floor and should comply with the requirements in Clauses B18.3 and B18.4. | A domestic building or a composite building exceeding 25 storeys but not exceeding 40 storeys in height above the lowest ground storey is not required to comply with Clauses B18.1 and B18.2 if the main roof of the building is designed as a refuge floor complying with the requirements in Clauses B18.3 and B18.4. |
| 11. | Commentary for Clause B18.3 | - | <p>Commentary</p> <p>It is not acceptable for an internal staircase from a private flat to access directly to a portion of the main roof which has been designated as the required refuge area. The remaining roof area (not designated as refuge area) may be used as a private roof provided that no structures other than a stairhood is allowed. Such area should be separated from the refuge area by a solid fence wall of not less than 1.5 m high. Any stairhood to be erected within 1.8 m of the refuge area should have an FRR of not less than -/60/60. In addition, plant rooms adjoining the refuge area should have an FRR of not less than -/120/120 and any unprotected opening of the plant rooms should be located not less than 1.8 m away from the refuge area.</p> |

| Item | Paragraph/ Table | September 2011 version | April 2012 version | | | | | | | | | | | | | | | | | | | | | | | | | | | | | | | | | | | | |
|------|---|---|--|--|-----------------------|----|----|-----------------------|-----|---------------------|----|----|----|---------------|-----|---|----|----|----|---------------|---|---|---|---|---|---|----------------------|----|--------------------|---|---|---|--------------|----|--|---|---|---|--------------|
| 12. | Diagram B2 | | | | | | | | | | | | | | | | | | | | | | | | | | | | | | | | | | | | | | |
| 13. | Table C2 | <table><tr><td>9.</td><td>Fire shutter, fire stop, fire dampers.</td><td>N.</td><td>Y.</td><td>N.</td><td>Each side separately.</td></tr><tr><td>10.</td><td>Smoke outlet shaft.</td><td>Y.</td><td>Y.</td><td>Y.</td><td>From outside.</td></tr><tr><td>11.</td><td>Enclosure around or sealing system for services other than Item 14.</td><td>N.</td><td>Y.</td><td>Y.</td><td>From outside.</td></tr></table> | 9. | Fire shutter, fire stop, fire dampers. | N. | Y. | N. | Each side separately. | 10. | Smoke outlet shaft. | Y. | Y. | Y. | From outside. | 11. | Enclosure around or sealing system for services other than Item 14. | N. | Y. | Y. | From outside. | <table><tr><td>9</td><td>Fire shutter, fire stop, fire dampers, sealing system</td><td>N</td><td>Y</td><td>N</td><td>Each side separately</td></tr><tr><td>10</td><td>Smoke outlet shaft</td><td>Y</td><td>Y</td><td>Y</td><td>From outside</td></tr><tr><td>11</td><td>Enclosure around services other than Item 14</td><td>N</td><td>Y</td><td>Y</td><td>From outside</td></tr></table> <p>6. When an FRR is specified for a fire barrier which consists of different items in this Table, each of such items should satisfy the criteria as specified in this Table.</p> | 9 | Fire shutter, fire stop, fire dampers, sealing system | N | Y | N | Each side separately | 10 | Smoke outlet shaft | Y | Y | Y | From outside | 11 | Enclosure around services other than Item 14 | N | Y | Y | From outside |
| 9. | Fire shutter, fire stop, fire dampers. | N. | Y. | N. | Each side separately. | | | | | | | | | | | | | | | | | | | | | | | | | | | | | | | | | | |
| 10. | Smoke outlet shaft. | Y. | Y. | Y. | From outside. | | | | | | | | | | | | | | | | | | | | | | | | | | | | | | | | | | |
| 11. | Enclosure around or sealing system for services other than Item 14. | N. | Y. | Y. | From outside. | | | | | | | | | | | | | | | | | | | | | | | | | | | | | | | | | | |
| 9 | Fire shutter, fire stop, fire dampers, sealing system | N | Y | N | Each side separately | | | | | | | | | | | | | | | | | | | | | | | | | | | | | | | | | | |
| 10 | Smoke outlet shaft | Y | Y | Y | From outside | | | | | | | | | | | | | | | | | | | | | | | | | | | | | | | | | | |
| 11 | Enclosure around services other than Item 14 | N | Y | Y | From outside | | | | | | | | | | | | | | | | | | | | | | | | | | | | | | | | | | |
| 14. | Commentary for Clause C10.1 | <p>Commentary</p> <p>The 450 mm downstand at the edge of a void is for the purpose of ensuring the formation of a hot smoke layer to activate the smoke</p> | <p>Commentary</p> <p>The 450 mm downstand at the edge of a void is for the purpose of ensuring the formation of a hot smoke layer to activate sprinkler protection. The 450 mm downstand will, in the very early stages of a fire, provide a barrier to the</p> | | | | | | | | | | | | | | | | | | | | | | | | | | | | | | | | | | | | |

| Item | Paragraph/ Table | September 2011 version | April 2012 version |
|------|---------------------|---|--|
| | | detectors and sprinkler protection. The 450 mm downstand will, in the very early stages of a fire, provide a barrier to the expanding hot layer. The barrier is not intended to prevent smoke from spreading between floors as fire develops. | <p>expanding hot layer. The barrier is not intended to prevent smoke from spreading between floors as fire develops.</p> <p>The smoke curtain mentioned in Clause C10.1(b) above should:</p> <ul style="list-style-type: none"> (a) be deployed upon receipt of a fire alarm /smoke detection alarm signal or in the event of main power failure; (b) not be less than 450 mm measured vertically downwards from the underside of the floor or below the false ceiling if false ceilings are hung in the vicinity of the opening; and (c) be tested to BS EN12101-1 for 600 ° C for at least 30 minutes and BS EN 1634-3. |
| 15. | C10.2 | A curtain wall or other similar construction, which protects the building against the elements and which extends beyond one storey in height, should be constructed entirely of non- combustible materials, (except for window sealants and gaskets). Any void formed between the curtain wall and the perimeter of the building onto which the curtain wall is fixed should be sealed to form an effective smoke and fire barrier to prevent smoke and fire spread between floors and the smoke and fire barrier should have an FRR of not less than that of that floor. | <p>A curtain wall or other similar construction, which protects the building against the elements and which extends beyond one storey in height, should be constructed entirely of non-combustible materials (except for window sealants and gaskets). Any void formed between the curtain wall and the perimeter of the building onto which the curtain wall is fixed should be sealed to form an effective smoke and fire barrier to prevent smoke and fire spread between floors. The smoke and fire barrier should have:</p> <ul style="list-style-type: none"> (a) an FRR of not less than that of the floors; and (b) D-stability duration of not less than the FRR of the floors and the maximum leakage is not more than 25 m³/h/m² at 25Pa at ambient temperature when tested in accordance with BS EN 12101-1. |

| Item | Paragraph/ Table | September 2011 version | April 2012 version |
|------|---------------------|--|--|
| 16. | C10.3 | <p>An atrium in a building should comply with the following requirements:</p> <ul style="list-style-type: none"> (a) an atrium should be separated from all other spaces by fire barriers having an FRR of not less than that of those spaces. The fire barrier can be formed by fire rated walls, fire shutters, fire curtains or fire rated glazings; (b) the volume of an atrium should not exceed 28,000 m³; (c) the maximum height from lowest connected floor to the underside of the lowest structural member of the ceiling of the upper-most connected floor should not exceed 15 m. See examples in Diagram C6; (d) an atrium must have an effective sprinkler system that provides coverage to the base of the atrium, designed and installed to the satisfaction of the Director of Fire Services; (e) an atrium cannot have more than 3 floors interconnected; and (f) other fire separation requirements on | <p>An atrium in a sprinkler protected building should comply with the following requirements:</p> <ul style="list-style-type: none"> (a) the atrium should be separated from all other spaces by fire barriers having an FRR of not less than that of those spaces. The fire barrier can be formed by fire rated walls, fire shutters, fire curtains or fire rated glazings; (b) the volume of an atrium should not exceed 28,000 m³; (c) the maximum height from lowest connected floor to the underside of the lowest structural member of the ceiling of the upper-most connected floor should not exceed 15 m. See examples in Diagram C6; (d) a sprinkler system designed and installed to the satisfaction of the Director of Fire Services must provide coverage to the base of the atrium; (e) the atrium cannot have more than 3 floors interconnected; and (f) other fire separation requirements on special designs to be determined by the Building Authority. |

| Item | Paragraph/ Table | September 2011 version | April 2012 version |
|------|---------------------|--|---|
| | | special atria are to be determined by the Building Authority. | |
| 17. | C12.3 | The main roof or any other part of the building, which is used or intended to be used as a refuge floor or part of a refuge floor, should have an FRR of not less than that of the storey below. | The main roof or any other part of the roof, which is used or intended to be used as a refuge floor or part of a refuge floor, should have an FRR of not less than that of the storey below. |
| 18. | C12.4 | Where a protected exit leads to a temporary place of safety, which is an open area located at an upper floor instead of leading directly to a street or to an ultimate place of safety, such as podium level, the roof of the exit route of the temporary place of safety should have an FRR of not less than that of the storey it connects. Also, the floor of the temporary place of safety should have an FRR of not less than that of the storey below. | Where a protected exit leads to a temporary place of safety, which is an open area located at an upper floor instead of leading directly to a street or to an ultimate place of safety, such as podium level, the exit route at the temporary place of safety should comply with Subsection C9. In particular, the floor of the temporary place of safety should have an FRR of not less than that of the storey below. |
| 19. | C14.1 | Every basement should be provided with the following: (a) fire barriers forming the fire compartment between the ground storey and a basement should have an FRR of not less than -/240/240. This includes all required staircases serving the basement. | Every basement should be provided with the following: (a) fire barriers forming the fire compartment between the ground storey and a basement should have an FRR of not less than -/240/240. This includes all protected exits serving the basement; |

| Item | Paragraph/ Table | September 2011 version | April 2012 version |
|------|---------------------|---|---|
| 20. | C14.2 | <p>Every basement that is enclosed on four sides should be provided with smoke outlets, which should:</p> <ul style="list-style-type: none"> (a) be not more than 30 m apart and situated along the street frontages or adjacent to external walls; (b) be sited at a high level, be evenly distributed around the perimeter of the building and be so arranged as to create a through draft; (c) be provided to every fire compartment in the basement; | <p>Every basement that is enclosed on four sides should be provided with smoke outlets, which should:</p> <ul style="list-style-type: none"> (a) be not more than 30 m apart and situated along the street frontages or adjacent to external walls; (b) be sited at a high level, be evenly distributed around the perimeter of the building and be so arranged as to create a through draft; (c) be provided to every fire compartment as described in Clause C3.1 in the basement; |
| 21. | Subsection C17 | <p>Subsection C17 – Protection for Refuge Floor</p> <p>Clause C17.1</p> <hr/> <p>The area for refuge on every refuge floor in a building should be separated from the rest of the building, including vertical shafts or ducts passing through such floor, by walls and floors having an FRR of not less than -/120/120. Any vertical shafts or ducts passing through a refuge floor should not open directly onto that floor.</p> | <p>Subsection C17 –Protection for Refuge Floor at Intermediate Floor Level</p> <p>Clause C17.1</p> <hr/> <p>The area for refuge on every refuge floor in a building should be separated from the rest of the building, including vertical shafts or ducts passing through such floor, by walls and floors having an FRR of not less than -/120/120. Any vertical shafts or ducts passing through a refuge floor should not open directly onto that floor.</p> |

| Item | Paragraph/ Table | September 2011 version | April 2012 version |
|------|--|---|--|
| 22. | C18.1 | <p>Cinemas in a non-domestic building or the non-domestic part of a composite building that shares exit routes with other parts of the non-domestic uses in the same building should comply with the following requirements:</p> <p>(a) each cinema auditorium should form a fire compartment of its own having an FRR complying with Table C1;</p> <p>(b) a dedicated smoke extraction should be provided to each cinema auditorium, activated by ceiling mounted smoke detection system, designed and installed to the satisfaction of the Director of Fire Services;</p> | <p>Cinemas in a non-domestic building or the non-domestic part of a composite building that shares exit routes with other parts of the non-domestic uses in the same building should comply with the following requirements:</p> <p>(a) each cinema auditorium should form a fire compartment of its own having an FRR complying with Table C1;</p> <p>(b) a dedicated smoke extraction should be provided to all cinema auditoria, activated by ceiling mounted smoke detection system, designed and installed to the satisfaction of the Director of Fire Services;</p> |
| 23. | E3.1, E4.4, E5.1, E6.1, E7.1, E8.1, E9.1, E12.1, E13.2 & E15.1 | Loadbearing elements should be tested in accordance with one of the following standards to demonstrate the required FRR (structural stability, integrity and insulation as appropriate): | Loadbearing elements should be tested in accordance with the following applicable standards to demonstrate the required FRR (structural stability, integrity and insulation as appropriate): |
| 24. | Commentary for Clause E5.1 | | <p>Commentary</p> <p>The FRR of fire rated doors, fire shutters and openable windows designed for installation within openings in vertical separating elements should be tested in accordance with BS EN 1634-1:2008. BS EN 1634-1:2008 sets out two options of maximum temperature rise criteria for insulation. These options</p> |

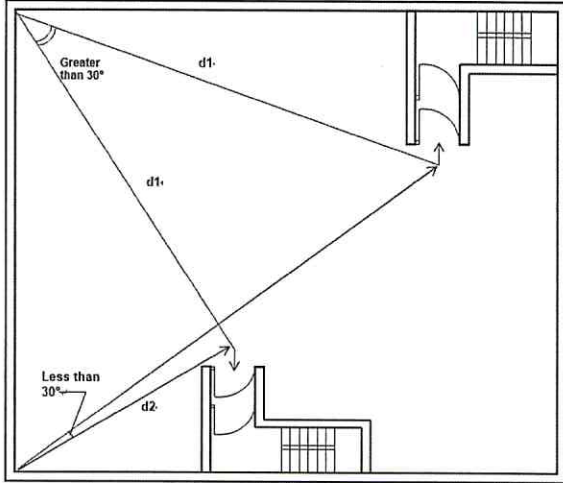
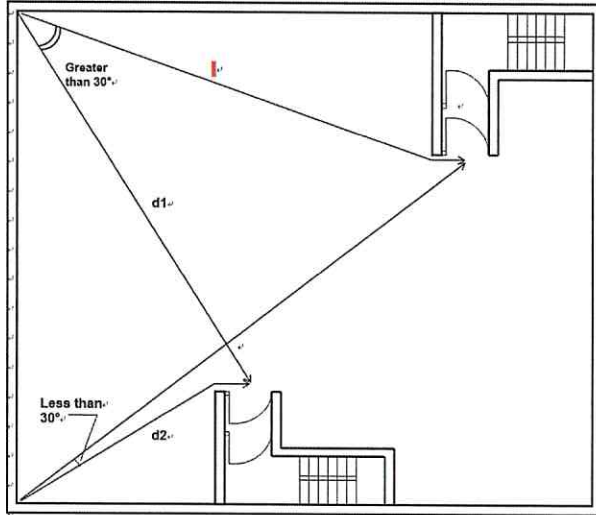
| Item | Paragraph/ Table | September 2011 version | April 2012 version |
|------|---------------------|---|--|
| | | | are based on the classification of thermal insulation (Classification I1 or I2) and the classification shall be in accordance with BS EN 13501-2:2007. The thermal criterion of Classification I1 is recommended for consistency with BS 476. |
| 25. | E10.1 | Any product that complies with the following standards is considered to be non-combustible: | Any product that complies with one of the following is considered to be non-combustible: |
| 26. | E13.3 | <p>Clause E13.3</p> <hr/> <p>The following standards may also be applicable:</p> <p>(a) NFPA 265: 2011, Standard methods of fire tests for evaluating room fire growth contribution of textile coverings on full height panels and walls.</p> | <p>Clause E13.3 is deleted</p> <hr/> <p></p> |
| 27. | E13.4 | <p>Clause E13.4</p> <hr/> <p>The following British Standards will still be applicable until they are obsolete:</p> <p>(a) BS 476 Part 6:1989, <i>Fire tests on building materials and structures - Method of test for fire propagation for products;</i></p> | <p>Clause E13.3</p> <hr/> <p>The following British Standards will still be applicable until they are obsolete:</p> <p>(a) BS 476-4:1970, <i>Fire tests on building materials and structures. Part 4: Non-combustibility test for materials.</i></p> <p>(b) BS 476 Part 6:1989, <i>Fire tests on building materials and structures - Method of test for fire propagation for products;</i></p> |

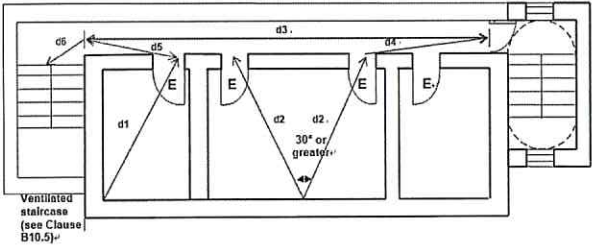
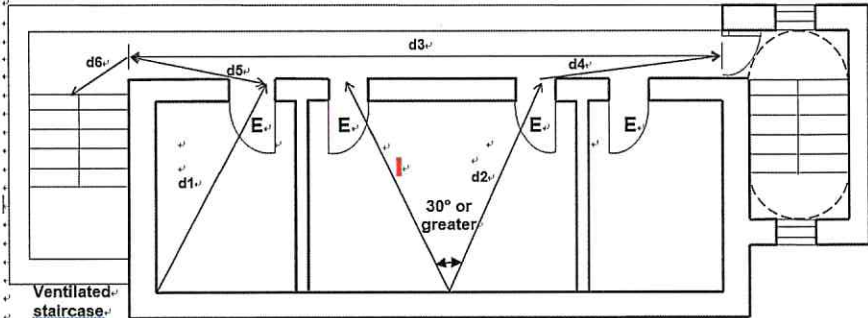
| Item | Paragraph/ Table | September 2011 version | April 2012 version |
|------|-------------------------------|---|---|
| | | (b) BS 476 Part 7:1997, <i>Fire tests on building materials and structures - Method of test to determine the classification of the surface spread of flame of products.</i> | (c) BS 476 Part 7:1997, <i>Fire tests on building materials and structures - Method of test to determine the classification of the surface spread of flame of products.</i> |
| 28. | Commentary for Subsection E13 | <p>Commentary</p> <p>Decorative finishes are materials that are fixed to walls and ceilings. For cinemas and theatres only, decorative finishes also include seat linings.</p> | <p>Commentary</p> <p>Decorative finishes are materials that are fixed to walls and ceilings. For cinemas and theatres only, decorative finishes also include seat linings.</p> <p>There is another option for testing of linings: NFPA 265: 2011, <i>Standard methods of fire tests for evaluating room fire growth contribution of textile coverings on full height panels and walls.</i></p> |
| 29. | E14.2 | Floor linings and floor coverings, where required to be controlled, should be tested in accordance with BS EN ISO 9239-1:2010, <i>Reaction to fire tests for floorings. Determination of the burning behaviour using a radiant heat source.</i> | <p>For compliance with Clause E14.1, the linings and coverings of floors should be tested in accordance with the following applicable standards:</p> <p>(a) BS EN ISO 1182:2010, <i>Reaction to fire tests for products. Non-combustibility test;</i></p> <p>(b) BS EN ISO 1716:2010, <i>Reaction to fire tests for products. Determination of the gross heat of combustion (calorific value);</i></p> <p>(c) BS EN ISO 9239-1:2010, <i>Reaction to fire tests for floorings. Determination of the burning behaviour using a radiant heat source;</i></p> <p>(d) BS EN ISO 11925-2:2010, <i>Reaction to fire tests. Ignitability of building products subjected to direct impingement of flame. Single-flame source test.</i></p> |

| Item | Paragraph/ Table | September 2011 version | April 2012 version |
|------|---------------------|---|--|
| 30. | E14.3 | <p>Other small scale tests may also be applicable:</p> <p>(a) BS 4790:1987, <i>Determination of the effects of a small source of ignition on textile floor coverings (hot metal nut method)</i>;</p> <p>(b) BS 6307:1982, ISO 6925-1982, <i>Method for determination of the effects of a small source of ignition on textile floor coverings (methenamine tablet test)</i>;</p> <p>(c) BS EN ISO 11925-2:2010, <i>Reaction to fire tests. Ignitability of building products subjected to direct impingement of flame. Single-flame source test.</i></p> | <p>Other small scale tests may also be applicable:</p> <p>(a) BS 4790:1987, <i>Determination of the effects of a small source of ignition on textile floor coverings (hot metal nut method)</i>;</p> <p>(b) BS 6307:1982, ISO 6925-1982, <i>Method for determination of the effects of a small source of ignition on textile floor coverings (methenamine tablet test)</i>;</p> |
| 31. | E15.2 | <p>The following British Standards will still be applicable until they are obsolete:</p> <p>(a) BS 476 Part 6:1989, <i>Fire tests on building materials and structures. Method of test for fire propagation for products</i>;</p> <p>(b) BS 476 Part 7:1997, <i>Fire tests on building materials and structures. Method of test to determine the classification of the surface spread of</i></p> | <p>The following British Standards will still be applicable until they are obsolete:</p> <p>(a) BS 476-4:1970, <i>Fire tests on building materials and structures. Part 4: Non-combustibility test for materials</i>;</p> <p>(b) BS 476 Part 6:1989, <i>Fire tests on building materials and structures. Method of test for fire propagation for products</i>;</p> <p>(c) BS 476 Part 7:1997, <i>Fire tests on building materials and structures. Method of test to determine the classification of the surface spread of flame of products.</i></p> |

| Item | Paragraph/ Table | September 2011 version | April 2012 version |
|------|---------------------|--|---|
| | | <i>flame of products.</i> | |
| 32. | E16.1 | The Building Authority will recognize those laboratories accredited by the Hong Kong Laboratory Accreditation Scheme (HOKLAS) or by other laboratory accreditation bodies which have reached mutual recognition agreements/arrangements with HOKLAS. | The Building Authority will recognize the laboratories accredited by the Hong Kong Accreditation Services (HKAS) under the Hong Kong Laboratory Accreditation Scheme (HOKLAS) or other laboratory accreditation bodies which have reached mutual recognition agreements with HOKLAS. The Building Authority will also recognize the certification bodies accredited by HKAS under the Hong Kong Certification Body Accreditation Scheme (HKCAS) or other accredited certification bodies which have reached multilateral recognition arrangements with HKCAS. |
| 33. | E16.2 | <p>The fire properties of materials, products or construction component should be tested in accordance with or assessed against the standards stipulated in this Part and certified as being capable of achieving such fire properties. Such certification should be established by:</p> <p>(a) a test report from the testing laboratory indicating the material, product or construction component being capable of achieving such fire properties. The testing laboratory should be a laboratory recognized by HOKLAS; or</p> <p>(b) An assessment report against the standards stipulated in this Part that the material, product or construction component being capable of achieving</p> | <p>The fire properties of materials, products or construction components should be tested in accordance with or assessed against the standards stipulated in this Part and certified as being capable of achieving such fire properties to the satisfaction of the Building Authority. Such certification should be established by:</p> <p>(a) a test report prepared by a recognized laboratory. The test should be within the accredited scope for testing of the laboratory; or</p> <p>(b) an assessment report prepared by a recognized laboratory or certification body. The subject category or type of the materials, products or components of the assessment should be within the accredited scope for testing or certification by the laboratory or the certification body.</p> |

| Item | Paragraph/ Table | September 2011 version | April 2012 version |
|--------------------|---------------------|---|--|
| | | <p>such fire properties. The assessment report should be prepared by –</p> <p>(i) a laboratory recognized by HOKLAS; or</p> <p>(ii) a certification body recognized by the Hong Kong Certification Body Accreditation Scheme (HKCAS).</p> | |
| 34. | Annex A | (g) “Code of Practice for Child Care Centres” issued by the Social Welfare Department | (g) “Operation Manual for Pre-primary Institutions” issued by the Education Bureau and the Social Welfare Department |
| III. Others | | | |
| 35. | B11.2 | <p>(b) for Use Classification 3:</p> <p>(i) 12 m to the protected exit or to a point, from which travel in different directions to 2 or more protected exits is available;</p> <p>(ii) Where balcony approach is provided to the storeys in accordance with Clause B10.6: 24 m to the protected exit or to a point of choice, from which travel in different directions to 2 or more protected exits is available</p> | <p>(b) for Use Classification 3:</p> <p>(i) 12 m to the protected exit or to a point, from which travel in different directions to 2 or more protected exits is available;</p> <p>(ii) Where balcony approach is provided to the storeys complying with Clause B10.6, 24 m to the protected exit or to a point of choice, from which travel in different directions to 2 or more protected exits is available;</p> |

| Item | Paragraph/ Table | September 2011 version | April 2012 version |
|------|---------------------|--|--|
| 36. | B12.5 | For the purpose of this Subsection, sprinkler protected buildings are those where the whole building is protected by sprinklers complying with the Code of Practice for Minimum Fire Service Installations and Equipment and Inspection, Testing and Maintenance of Installations and Equipment. Where part of a building is protected by sprinklers and other part is not and the required staircases serving these different parts are not separated, the discharge value of such required staircase should be assessed from Table B3. | For the purpose of this Subsection, sprinkler protected buildings are those where the whole building is protected by sprinklers complying with the Code of Practice for Minimum Fire Service Installations and Equipment. Where part of a building is protected by sprinklers and other part is not and the required staircases serving these different parts are not separated, the discharge value of such required staircase should be assessed from Table B3 |
| 37. | Diagram B3 |  |  |

| Item | Paragraph/ Table | September 2011 version | April 2012 version |
|------|---------------------|--|--|
| 38. | Diagram B4 |  <p>Ventilated staircase (see Clause B10.5)</p> |  <p>Ventilated staircase (see Clause B10.5)</p> |
| 39. | C4.2 | <p>The FRR required for the elements of construction, fire barriers, fixed lights, fire rated doors, fire shutters or other components should satisfy one or more criteria of stability, integrity or insulation, related to various methods of exposure as specified in Table C2 when tested in accordance with Part E.</p> | <p>The FRR required for the elements of construction, components and fire barriers should satisfy one or more criteria of stability, integrity or insulation, related to various methods of exposure as specified in Table C2 when tested in accordance with Part E.</p> |
| 40. | C8.4 | <p>Subject to Clause C8.3, building services including the associated ducts, trunkings, conduits, pipes, cables and the like are not required to be enclosed by fire barriers if they are installed within the same fire compartment.</p> | <p>Subject to Clause C8.2, building services including the associated ducts, trunkings, conduits, pipes, cables and the like are not required to be enclosed by fire barriers if they are installed within the same fire compartment.</p> |

| Item | Paragraph/ Table | September 2011 version | April 2012 version | | | | | | | | | | | | | | | | | | | | |
|--------------------------|--|--|---|--|--|-------------------------------------|---|--|---|--|-------------------------------------|-------------------------------------|--|--------------------------|--|--|-------------------------------------|---|--|---|--|-------------------------------------|-------------------------------------|
| 41. | C18.2 | <p>Theatres should have the following fire safety provisions:</p> <p>(a) the theatre should be fully sprinkler protected, designed and installed to the satisfaction of the Director of Fire Services or provided with a proscenium wall that separates the stage area from the seating areas;</p> | <p>Theatres should have the following fire safety provisions:</p> <p>(a) the theatre should be fully sprinkler protected, designed and installed to the satisfaction of the Director of Fire Services and provided with a proscenium wall that separates the stage area from the seating areas;</p> | | | | | | | | | | | | | | | | | | | | |
| 42. | Table D1 | <table><tr><td>(7) Use Classification 6</td><td>(a) exceeding 2 storeys but not exceeding 30m above the mean level of the lowest street level and not exceeding 7000m³ in cubical extent including basements</td><td>Two or more (as many as escape staircases)</td><td>One within 60m of any part of floor</td><td>-</td></tr><tr><td></td><td>(b) exceeding 1 storey but not exceeding 30m above the mean level of the lowest street and not exceeding 7000m³ in cubical extent including basements</td><td>Two or more (as many as escape staircases)</td><td>One within 60m of any part of floor</td><td>One within 60m of any part of floor</td></tr></table> | (7) Use Classification 6 | (a) exceeding 2 storeys but not exceeding 30m above the mean level of the lowest street level and not exceeding 7000m³ in cubical extent including basements | Two or more (as many as escape staircases) | One within 60m of any part of floor | - | | (b) exceeding 1 storey but not exceeding 30m above the mean level of the lowest street and not exceeding 7000m³ in cubical extent including basements | Two or more (as many as escape staircases) | One within 60m of any part of floor | One within 60m of any part of floor | <table><tr><td>(1) Use Classification 6</td><td>(a) exceeding 2 storeys but not exceeding 30m above the mean level of the lowest street and not exceeding 7000m³ in cubical extent including basements</td><td>Two or more (as many as escape staircases)</td><td>One within 60m of any part of floor</td><td>-</td></tr><tr><td></td><td>(b) exceeding 1 storey but not exceeding 30m above the mean level of the lowest street and exceeding 7000m³ in cubical extent including basements</td><td>Two or more (as many as escape staircases)</td><td>One within 60m of any part of floor</td><td>One within 60m of any part of floor</td></tr></table> | (1) Use Classification 6 | (a) exceeding 2 storeys but not exceeding 30m above the mean level of the lowest street and not exceeding 7000m³ in cubical extent including basements | Two or more (as many as escape staircases) | One within 60m of any part of floor | - | | (b) exceeding 1 storey but not exceeding 30m above the mean level of the lowest street and exceeding 7000m³ in cubical extent including basements | Two or more (as many as escape staircases) | One within 60m of any part of floor | One within 60m of any part of floor |
| (7) Use Classification 6 | (a) exceeding 2 storeys but not exceeding 30m above the mean level of the lowest street level and not exceeding 7000m³ in cubical extent including basements | Two or more (as many as escape staircases) | One within 60m of any part of floor | - | | | | | | | | | | | | | | | | | | | |
| | (b) exceeding 1 storey but not exceeding 30m above the mean level of the lowest street and not exceeding 7000m³ in cubical extent including basements | Two or more (as many as escape staircases) | One within 60m of any part of floor | One within 60m of any part of floor | | | | | | | | | | | | | | | | | | | |
| (1) Use Classification 6 | (a) exceeding 2 storeys but not exceeding 30m above the mean level of the lowest street and not exceeding 7000m³ in cubical extent including basements | Two or more (as many as escape staircases) | One within 60m of any part of floor | - | | | | | | | | | | | | | | | | | | | |
| | (b) exceeding 1 storey but not exceeding 30m above the mean level of the lowest street and exceeding 7000m³ in cubical extent including basements | Two or more (as many as escape staircases) | One within 60m of any part of floor | One within 60m of any part of floor | | | | | | | | | | | | | | | | | | | |
| 43. | D20.2 | <p>Every fireman’s lift in a firefighting and rescue stairway should comply with the requirements in Clauses D9.2 and D10, D12 and D13.</p> | <p>Every fireman’s lift in a firefighting and rescue stairway should comply with the requirements in Clauses D9.2 and Subsections D10, D12 and D13.</p> | | | | | | | | | | | | | | | | | | | | |

| Item | Paragraph/ Table | September 2011 version | April 2012 version |
|------|---------------------|--|--|
| 44. | D22.1 | For the purpose of the Building (Planning) Regulation 41D, this Clause specifies the design and construction requirements of EVA serving buildings erected or to be erected on virgin sites. For the avoidance of doubt, the requirements in this Clause should also apply to all subsequent redevelopments on virgin sites. | For the purpose of the Building (Planning) Regulation 41D, this Subsection specifies the design and construction requirements of EVA serving buildings erected or to be erected on virgin sites. For the avoidance of doubt, the requirements in this Subsection should also apply to all subsequent redevelopments on virgin sites. |
| 45. | D25.1 | <p>A building may be exempted from any or all of the design and construction requirements of EVA stipulated in Clauses D22, D23 and D24 and under the Building (Planning) Regulation 41D(3) in the following cases:</p> <p>(a) where the purpose for which the building is to be used constitutes a low fire risk; or</p> <p>(b) where the site is situated in an area the topographical features of which make the provision of an EVA or the compliance with requirements in Clauses D22, D23 and D24 above impracticable.</p> | <p>A building may be exempted from any or all of the design and construction requirements of EVA stipulated in Subsections D22, D23 and D24 and under the Building (Planning) Regulation 41D(3) in the following cases:</p> <p>(a) where the purpose for which the building is to be used constitutes a low fire risk; or</p> <p>(b) where the site is situated in an area the topographical features of which make the provision of an EVA or the compliance with requirements in Subsections D22, D23 and D24 above impracticable.</p> |

| Item | Paragraph/ Table | September 2011 version | April 2012 version | | | | | | | | | | | | | | | | | | | | | | | | | | | | | | | | | | | | | | | | | | | | | | | | |
|--|--|---|--|--|---|---|---|-------------------------|------|---|------|---|-----------------------------|---|------|--|---|---|---|---|-------|--|---|------------------------|---|-----|---|-----|--|--|--|--|--|-----|---|--|--|--|--|-----|---|--|--|--|--|------|---|--|--|--|--|
| 46. | Table F1 | <table><tr><td>2.1.</td><td>Fire rated doors for protected lobbies, fireman's lift lobbies, required staircases, plants rooms etc. are kept in good condition including the ironmongeries and glazed panels, if any.</td><td>✓</td><td>✓</td><td>✓</td><td>✓</td></tr><tr><td>2.7.</td><td>No unauthorized openings are formed in a protected lobby or required staircase walls.</td><td>✓</td><td>✓</td><td>✓</td><td>✓</td></tr><tr><td>2.8.</td><td>No open penetrations are made through a fixed light.</td><td>✓</td><td>✓</td><td>✓</td><td>✓</td></tr><tr><td>2.12.</td><td>No exhaust fans, air-conditioning units or similar installations are installed in a protected lobby or a required staircase.</td><td>✓</td><td>✓</td><td>✓</td><td>✓</td></tr></table> | 2.1. | Fire rated doors for protected lobbies, fireman's lift lobbies, required staircases, plants rooms etc. are kept in good condition including the ironmongeries and glazed panels, if any. | ✓ | ✓ | ✓ | ✓ | 2.7. | No unauthorized openings are formed in a protected lobby or required staircase walls. | ✓ | ✓ | ✓ | ✓ | 2.8. | No open penetrations are made through a fixed light. | ✓ | ✓ | ✓ | ✓ | 2.12. | No exhaust fans, air-conditioning units or similar installations are installed in a protected lobby or a required staircase. | ✓ | ✓ | ✓ | ✓ | <table><tr><td>2.1</td><td>Fire rated doors for protected exits, fireman's lift lobbies, required staircases, plants rooms etc. are kept in good condition including the ironmongeries and glazed panels, if any.</td><td></td><td></td><td></td><td></td></tr><tr><td>2.7</td><td>No unauthorized openings are formed in protected exits, in particular required staircase walls.</td><td></td><td></td><td></td><td></td></tr><tr><td>2.8</td><td>No penetrations are made through a fixed light.</td><td></td><td></td><td></td><td></td></tr><tr><td>2.12</td><td>No exhaust fans, air-conditioning units or similar installations are installed in a protected exits, in particular required staircases.</td><td></td><td></td><td></td><td></td></tr></table> | 2.1 | Fire rated doors for protected exits, fireman's lift lobbies, required staircases, plants rooms etc. are kept in good condition including the ironmongeries and glazed panels, if any. | | | | | 2.7 | No unauthorized openings are formed in protected exits, in particular required staircase walls. | | | | | 2.8 | No penetrations are made through a fixed light. | | | | | 2.12 | No exhaust fans, air-conditioning units or similar installations are installed in a protected exits, in particular required staircases. | | | | |
| 2.1. | Fire rated doors for protected lobbies, fireman's lift lobbies, required staircases, plants rooms etc. are kept in good condition including the ironmongeries and glazed panels, if any. | ✓ | ✓ | ✓ | ✓ | | | | | | | | | | | | | | | | | | | | | | | | | | | | | | | | | | | | | | | | | | | | | | |
| 2.7. | No unauthorized openings are formed in a protected lobby or required staircase walls. | ✓ | ✓ | ✓ | ✓ | | | | | | | | | | | | | | | | | | | | | | | | | | | | | | | | | | | | | | | | | | | | | | |
| 2.8. | No open penetrations are made through a fixed light. | ✓ | ✓ | ✓ | ✓ | | | | | | | | | | | | | | | | | | | | | | | | | | | | | | | | | | | | | | | | | | | | | | |
| 2.12. | No exhaust fans, air-conditioning units or similar installations are installed in a protected lobby or a required staircase. | ✓ | ✓ | ✓ | ✓ | | | | | | | | | | | | | | | | | | | | | | | | | | | | | | | | | | | | | | | | | | | | | | |
| 2.1 | Fire rated doors for protected exits, fireman's lift lobbies, required staircases, plants rooms etc. are kept in good condition including the ironmongeries and glazed panels, if any. | | | | | | | | | | | | | | | | | | | | | | | | | | | | | | | | | | | | | | | | | | | | | | | | | | |
| 2.7 | No unauthorized openings are formed in protected exits, in particular required staircase walls. | | | | | | | | | | | | | | | | | | | | | | | | | | | | | | | | | | | | | | | | | | | | | | | | | | |
| 2.8 | No penetrations are made through a fixed light. | | | | | | | | | | | | | | | | | | | | | | | | | | | | | | | | | | | | | | | | | | | | | | | | | | |
| 2.12 | No exhaust fans, air-conditioning units or similar installations are installed in a protected exits, in particular required staircases. | | | | | | | | | | | | | | | | | | | | | | | | | | | | | | | | | | | | | | | | | | | | | | | | | | |
| 47. | Table E4 | <table><tr><td colspan="2">SOLID PRESTRESSED CONCRETE CONSTRUCTION.</td><td>✓</td><td>✓</td><td>✓</td></tr><tr><td>Depth including screed.</td><td>170.</td><td>125.</td><td>100.</td><td>✓</td></tr><tr><td>Concrete cover to all steel</td><td>✓</td><td>✓</td><td>✓</td><td>✓</td></tr></table> | SOLID PRESTRESSED CONCRETE CONSTRUCTION. | | ✓ | ✓ | ✓ | Depth including screed. | 170. | 125. | 100. | ✓ | Concrete cover to all steel | ✓ | ✓ | ✓ | ✓ | <table><tr><td colspan="2">SOLID PRESTRESSED CONCRETE CONSTRUCTION</td><td></td><td></td><td></td></tr><tr><td>Depth including screed</td><td></td><td>170</td><td>125</td><td>100</td></tr><tr><td>Concrete cover to all reinforcement -</td><td></td><td></td><td></td><td></td></tr></table> | SOLID PRESTRESSED CONCRETE CONSTRUCTION | | | | | Depth including screed | | 170 | 125 | 100 | Concrete cover to all reinforcement - | | | | | | | | | | | | | | | | | | | | | | |
| SOLID PRESTRESSED CONCRETE CONSTRUCTION. | | ✓ | ✓ | ✓ | | | | | | | | | | | | | | | | | | | | | | | | | | | | | | | | | | | | | | | | | | | | | | | |
| Depth including screed. | 170. | 125. | 100. | ✓ | | | | | | | | | | | | | | | | | | | | | | | | | | | | | | | | | | | | | | | | | | | | | | | |
| Concrete cover to all steel | ✓ | ✓ | ✓ | ✓ | | | | | | | | | | | | | | | | | | | | | | | | | | | | | | | | | | | | | | | | | | | | | | | |
| SOLID PRESTRESSED CONCRETE CONSTRUCTION | | | | | | | | | | | | | | | | | | | | | | | | | | | | | | | | | | | | | | | | | | | | | | | | | | | |
| Depth including screed | | 170 | 125 | 100 | | | | | | | | | | | | | | | | | | | | | | | | | | | | | | | | | | | | | | | | | | | | | | | |
| Concrete cover to all reinforcement - | | | | | | | | | | | | | | | | | | | | | | | | | | | | | | | | | | | | | | | | | | | | | | | | | | | |

Amendments to the Code of Practice for Fire Safety in Buildings 2011
(January 2013)

Legends:

 Amended

 Deleted

(6/2023)

Corrigenda to the Code of Practice for Fire Safety in Buildings 2011 (FS Code) (January 2013)

| Item | Paragraph/ Table | April 2012 version | Amendments |
|------|---------------------|--|---|
| 1. | Clause E9.1 | <p>Subsection E9 – Smoke Leakage for Fire Rated Doors with Smoke Seal</p> <p>Clause E9.1</p> <p>To determine the quantity of smoke leakage through a fire rated door or door with smoke seal, the door should be tested in accordance with the following applicable standards:</p> <p>(a) BS EN 1634-3:2004, Fire resistance and smoke control tests for door and shutter assemblies, openable windows and elements of building hardware. Smoke control test for door and shutter assemblies;</p> <p>(b) BS EN 14600:2005, Doorsets and openable windows with fire resisting and/or smoke control characteristics. Requirements and classification;</p> <p>(c) The leakage rate of a fire door assembly at ambient temperature (air temperature of $25 \pm 15^{\circ} \text{C}$) should be tested to ISO 5925-1:2007, Fire tests - Smoke-control door and shutter</p> | <p>Subsection E9 – Smoke Leakage for Doors with Smoke Seal</p> <p>Clause E9.1</p> <p>Doors with smoke seal should be tested at ambient temperature and medium temperature and demonstrated to comply with the smoke leakage rate criteria in accordance with the following applicable standards:</p> <p>(a) BS EN 1634-3:2004, Fire resistance and smoke control tests for door and shutter assemblies, openable windows and elements of building hardware. Smoke control test for door and shutter assemblies;</p> <p>(b) BS EN 14600:2005, Doorsets and openable windows with fire resisting and/or smoke control characteristics. Requirements and classification;</p> <p>(c) ISO 5925-1:2007, Fire tests - Smoke-control door and shutter assemblies - Part 1: Ambient- and medium-temperature leakage tests;</p> <p>(d) UL 1784:2009, UL Standard for safety air leakage tests of door assemblies; or</p> <p>(e) AS 1530:Part 7:2007, Methods for fire tests on building materials, components and structures- Smoke control assemblies. Ambient and medium.</p> |

| Item | Paragraph/ Table | April 2012 version | Amendments |
|------|---------------------|--|------------|
| | | <p>assemblies - Part 1: Ambient- and medium-temperature leakage tests;</p> <p>(d) The leakage rate of a fire door assembly at medium temperature (air temperature of $200\pm 20^{\circ}\text{C}$) to be tested to:</p> <p>(i) UL 1784:2009, <i>UL Standard for safety air leakage tests of door assemblies; or</i></p> <p>(ii) AS 1530:Part 7:2007, <i>Methods for fire tests on building materials, components and structures- Smoke control assemblies. Ambient and medium.</i></p> | |

| Item | Paragraph/ Table | April 2012 version | Amendments |
|------|---------------------|---|--------------------------------------|
| 2. | Clause E9.2 | <p>Clause E9.2</p> <p>The acceptance criteria for a door with smoke seal are:</p> <p>(a) Flow through the door should be less than 3 m³/hour per metre at an atmospheric pressure of 25 pa/LM.</p> <p>(b) For doors that are required to have an FRR, high temperature smoke seals that are able to resist temperature greater than 200 ° C for more than 30 minutes should be used.</p> <p>For doors that are required to be smoke sealed but not required to have an FRR, low and medium temperature smoke seals that are able to resist temperature up to 200 ° C for 30 minutes should be used.</p> | <p>Clause E9.2 is deleted</p> |

Amendments to the Code of Practice for Fire Safety in Buildings 2011
(September 2013)

Legends:

 Amended

 Deleted

(6/2023)

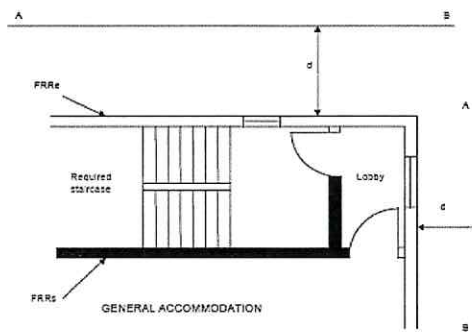
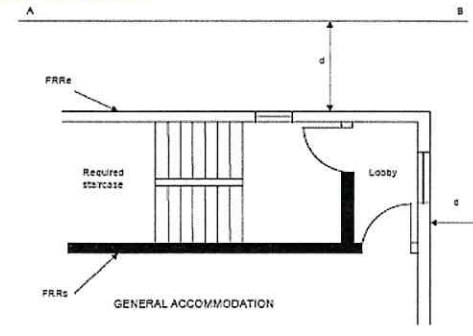
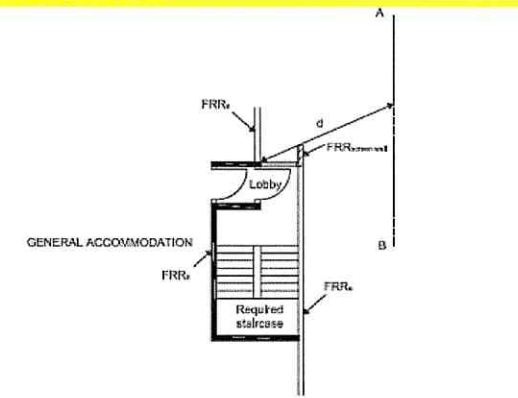
Corrigenda to the Code of Practice for Fire Safety in Buildings 2011 (FS Code) (September 2013)

| Item | Paragraph/ Table | April 2012 version | Amendments |
|------|--|--|---|
| 1. | Typical examples for Use Classification 1b in Table A1 | Flats including serviced apartments. | Flats including service apartments. |
| 2. | Section 3 – Definitions | <p>“Access staircase” means a staircase so designed and constructed as to allow firemen safe and unobstructed access to all storeys of a building in the event of fire.</p> <p>“Alternative exit” means a point on floor where there is a choice of more than one exit route.</p> <p>“Balcony approach” means a balcony which is used as an external approach to a common staircase and which serves two or more occupancies.</p> | <p>The definition of “Alternative exit” in Table B1 to be deleted:</p> <p>“Access staircase” means a staircase so designed and constructed as to allow firemen safe and unobstructed access to all storeys of a building in the event of fire.</p> <p>“Balcony approach” means a balcony which is used as an external approach to a common staircase and which serves two or more occupancies.</p> |
| 3. | Notes of Table B1 | 6. For Use Classification 8, | <p>A note on columbaria to be added to Table B1:</p> <p>6. Regarding columbaria in Use Classification 5d, for the avoidance of doubt, except the area for accommodation of niches and staircases, the prescribed width of exit routes including corridors of “balcony approach design” and the circulation areas such as lift lobbies etc. should be included in the calculation of usable floor area of a columbarium.</p> <p>7. For Use Classification 8,</p> |

| Item | Paragraph/ Table | April 2012 version | Amendments |
|------|---------------------|--|--|
| 4. | Clause B10.3 | The means of escape from any part of a building should be so arranged that it is not necessary to pass through one required staircase enclosure or the landing of one required staircase, as the case may be, in order to reach another required staircase. | The means of escape from any part of a building should be so arranged that it is not necessary to pass through one required staircase enclosure including the protected lobby provided under Clause B10.4(b) or Clause B17.5 or the landing of one required staircase, as the case may be, in order to reach another required staircase. |
| 5. | Clause B16.1 | Every lift lobby should have access, without any obstruction and lockable door, to an exit route. Such access should be available at all times to any person who may come out from a lift car to the lift lobby. The provision of a direct intercom link connecting a lift lobby with the management office of the building will be accepted as an adequate alternative. | Every lift lobby should have access, without any obstruction and lockable door, to an exit route. Such access should be available at all times to any person who may come out from a lift car to the lift lobby. The provision of a direct intercom link backed up by emergency power for at least 2 hours connecting a lift lobby with the management office of the building will be accepted as an adequate alternative. |
| 6. | Clause B27.3(g) | (g) Access from the cinema to a lift serving other accommodation should be through a protected lobby. The fireman's lift should open into the ventilated lobby in the firefighting and rescue stairway and such lobby should give access to the cinema boxes. | (g) Access from the cinema to a lift serving other accommodation should be through a protected lobby. The fireman's lift should open into the ventilated lobby in the firefighting and rescue stairway and such lobby should give access to the cinema auditoria. |

| Item | Paragraph/ Table | April 2012 version | Amendments |
|------|---------------------|--|--|
| 7. | Clause B27.6(a) | (a) Maximum length of a row of seats in a cinema box should not exceed 12 m for a seatway with gangway on one side only, and 24 m for a seatway with gangway on two sides; | (a) Maximum length of a row of seats in a cinema auditorium should not exceed 12 m for a seatway with gangway on one side only, and 24 m for a seatway with gangway on two sides; |
| 8. | Clause B27.7(a) | (a) The exit routes from the projection rooms should comply with the requirements in this Section. However, an elevated projection room associated to one cinema box only may be provided with only one exit if the travel distance complies with Subsection B11. The exit or one of the exits from such projection room may discharge through the seating area of the cinema box it serves to the required staircase; and | (a) The exit routes from the projection rooms should comply with the requirements in this Section. However, an elevated projection room associated to one cinema auditorium only may be provided with only one exit if the travel distance complies with Subsection B11. The exit or one of the exits from such projection room may discharge through the seating area of the cinema auditorium it serves to the required staircase; and |
| 9. | Clause B28.1 | <p><u>Clause B28.1</u></p> <p>Temporary buildings should comply with the following requirements:</p> <p>(a) No part of the structure should be built over water;</p> <p>(b) No part of the structure should be within 9 m of any other structure;</p> | <p><u>Clause B28.1 to be deleted</u></p> <p>■</p> |

| Item | Paragraph/ Table | April 2012 version | Amendments |
|------|------------------------------|--|--|
| | | <p>(c) The structure should not exceed one storey in height;</p> <p>(d) No part of the floor or decking of the structure should:</p> <p>(i) be more than 1.5 m above ground level, if the structure has a ramped floor or deck; and</p> <p>(ii) be more than 3 m above ground level, if the structure has stepped rows of seating forming a spectator stand.</p> | |
| 10. | Clause B28.2- Clause 28.8 | Clause B28.2 - Clause B28.8 | Clause B28.1 - Clause B28.7 |
| 11. | Clause C6.1(c) | (c) a smoke seal should be installed to every fire rated door of a flat or guestroom. | (c) a smoke seal should be installed to every fire rated door of a flat or guestroom leading to the common internal corridor. |
| 12. | Clause C9.7 | - | <p>Commentary</p> <p>The distance of 6m should be measured in a straight line between the features listed in (a) to (d) of the clause and the side of the subject window of a required staircase or protected lobby, nearest to such features. Any screen on such side of the window having the required FRR of not less than that of the required staircase or protected lobby could be regarded as solid screen wall in measuring the required minimum 6m distance. See Example (b) in Diagram C2 for illustration.</p> |


| Item | Paragraph/ Table | April 2012 version | Amendments |
|------|---------------------|---|---|
| 13. | Diagram C2 | <p>Diagram C2: Openings at the External Walls of Required Staircases and Protected Lobbies (see Clause C9.7)</p>  <p>FRRe : FRR of the external wall FRRs : FRR of the required staircase Where AB is:</p> <ol style="list-style-type: none"> Opposite side of the street, Common boundary with an adjoining site, Any other external wall of FRR < FRRe or unprotected opening of the same building Any other building on the same site <p>External wall may be unprotected if $d > 6m$ External wall with FRRe \geq FRRs if $d \leq 6m$ Openings: i) $d \leq 6m$ - Fixed light with FRR \geq FRRe - Door with FRR \geq FRRe for:</p> | <p>1 diagram to be added as Example (b):</p> <p>Diagram C2: Openings at the External Walls of Required Staircases and Protected Lobbies (see Clause C9.7)</p> <p>Example (a)</p>  <p>Example (b)</p>  <p>FRRe : FRR of the external wall FRRs : FRR of the required staircase FRRscreen wall: FRR of the screen wall \geq FRRs Where AB is:</p> <ol style="list-style-type: none"> Opposite side of the street, |

| Item | Paragraph/ Table | April 2012 version | Amendments |
|------|--|---|--|
| | | <ul style="list-style-type: none"> ▪ Discharge point at G/F ▪ Podium/Roo f level <p>ii) d > 6m - unprotected</p> | <p>ii. Common boundary with an adjoining site, iii. Any other external wall of FRR < FRRe or unprotected opening of the same building iv. Any other building on the same site</p> <p>External wall may be unprotected if d > 6m External wall with FRRe ≥ FRRs if d ≤ 6m Openings: i) d ≤ 6m - Fixed light with FRR ≥ FRRe - Door with FRR ≥ FRRe for: <ul style="list-style-type: none"> ▪ Discharge point at G/F ▪ Podium/Roof level ii) d > 6m - unprotected</p> |
| 14. | Clause D22.2 | Every EVA to which this Subsection applies should be designed and constructed complying with the following requirements, unless otherwise specified in this Clause: | Every EVA to which this Subsection applies should be designed and constructed complying with the following requirements, unless otherwise specified in this Subsection: |
| 15. | Clause E8.3 | - | <p>A new clause to be added:</p> <p>Clause E8.3</p> <hr/> <p>All newly installed dampers should be inspected and certified by a registered specialist contractor in the ventilation works category that the dampers are in safe and efficient working order.</p> |
| 16. | Examples on Design Fire Size for Use Classification 5c in Table G1 | Range from 5 MW to 6.2MW for train fire. See Note (5). | Range from 5 MW to 22MW for train fire. See Note (5). |

| Item | Paragraph/ Table | April 2012 version | Amendments |
|------|--|---|--|
| 17. | 2 nd paragraph under “Hot Smoke Tests” in Clause G7.3 | <p>The use of hot smoke tests may not be fully effective in testing fire engineering solutions for smoke control systems. Hot smoke tests are typically carried out in the range of 1 to 1.5MW in order to avoid damage to on-site environment. This range is substantially smaller than most design fires. Thus hot smoke tests do not adequately represent the design fires. Also, as computer modelling is very advanced and significant validation is common for most packages, hot smoke test is not always considered relevant.</p> | <p>The use of hot smoke tests may not be fully effective in testing fire engineering solutions for smoke control systems. Hot smoke tests are typically carried out in the range of 1 to 1.5 MW in order to avoid damage to on-site environment. Since this range is substantially smaller than most design fires, they do not adequately represent the design fires. In this connection, the testing of fire engineering solution for smoke control systems may be assisted by computer modelling and validation.</p> |

Amendments to the Code of Practice for Fire Safety in Buildings 2011 (October 2014)

Legends:

 Amended

 Deleted

(6/2023)

Corrigenda to the Code of Practice for Fire Safety in Buildings 2011 (FS Code) (October 2014)

| Item | Paragraph/ Table | April 2012 version | Amendments |
|------|-------------------------------------|--------------------|---|
| 1. | Section 4 in Part B ¹ | - | <p>Section 4 –Provisions on Means of Escape for Persons with a Disability</p> <p>Subsection B29 – Application of this Section</p> <p>Clause B29.1</p> <hr/> <p>For the purpose of this Section, “persons with a disability” have the same meaning as defined in the Design Manual : Barrier Free Access issued by the Buildings Department from time to time.</p> <p>The provisions in this Section do not apply to:</p> <p>(a) a building or parts of a building exempted from the application of Obligatory Design Requirements in the Design Manual : Barrier Free Access issued by the Buildings Department from time to time;</p> <p>(b) any floor of a building on a site of an area of not more than 500m² subject to the area of such floor being not more than 200m²;</p> <p>(c) any floor of a building on a site of an area of not more than 500m² subject to such floor having not more than two units;</p> <p>(d) a building served by ventilated staircases and using balcony approach in accordance with</p> |

¹ The requirements on the provision of Temporary Refuge Space shall come into effect on 25 October 2014 except for buildings or building works which are being carried out or consent to the commencement of which has been given on or before 24 October 2014. For clarity sake, the latter scenario (i.e. the “consent scenario”) refers to the situation where the general building plans of the new buildings have been approved and the consent for the commencement of foundation works for such buildings has been given.

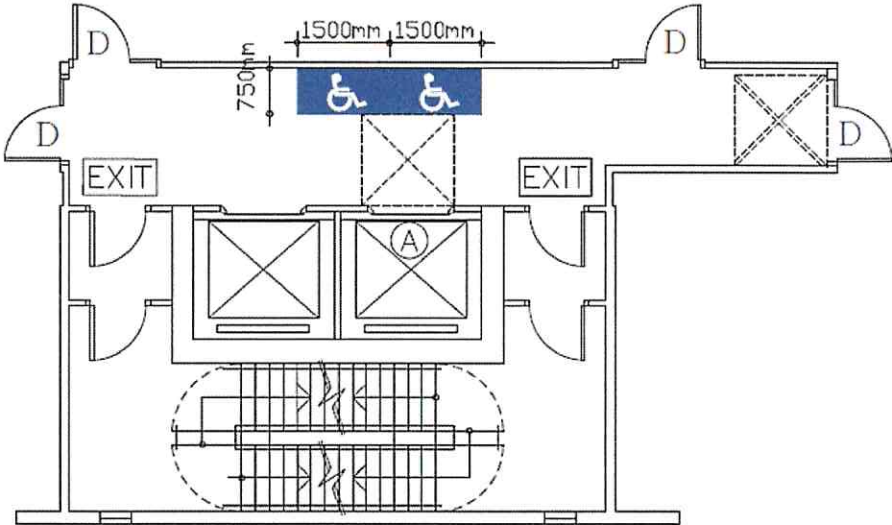



| Item | Paragraph/ Table | April 2012 version | Amendments |
|------|---------------------|--------------------|---|
| | | | <p>Clauses B10.5 and B10.6 respectively and the provision of fireman's lift is not required under Clause D3.1;</p> <p>(e) a refuge floor; or</p> <p>(f) ground storey leading directly to an ultimate place of safety.</p> <div style="border: 1px solid black; padding: 5px;"> <p>Commentary</p> <p>Regarding small development mentioned in Clause B29.1(b) and (c) above, the number of occupants is small and the protected exit or fireman's lift lobby is immediately outside the units. In such circumstances, persons with a disability can stay inside their unit to wait for rescue.</p> </div> <p>Subsection B30 – Temporary Refuge Spaces</p> <p>Clause B30.1</p> <p>At least one temporary refuge space with an area of not less than 1.5 m x 1.5 m should be provided within the protected exit or fireman's lift lobby of every fire compartment at every floor of a building to which this Section applies. One temporary refuge space is allowed for different compartments with by-pass lobbies but no part of the floor served by a temporary refuge space should be more than 60 m from that space. Such space should not reduce the minimum width of an exit route, the effective width/radius of the landing of a required staircase nor the minimum area of a fireman's lift lobby. Space for manoeuvring wheelchairs shall be allowed for in the protected exit or fireman's lift lobby. For design flexibility, two number of 0.75 m x 1.5 m temporary refuge spaces (instead of one 1.5 m x 1.5 m), in visible location to each other, can be provided in the same protected exit or fireman's lift lobby. Examples are given in Diagram B6.</p> |

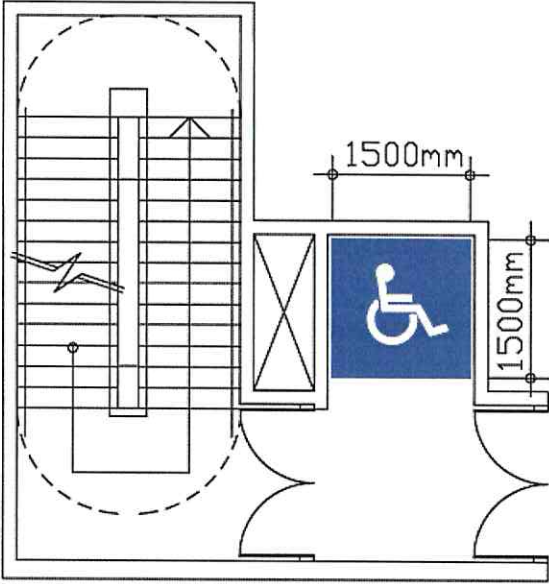
| Item | Paragraph/ Table | April 2012 version | Amendments |
|------|---------------------|--------------------|---|
| | | | <div> Commentary No exit or accommodation (except pipe duct, building services room or the like not to be used in case of emergency) should be opened off directly to the temporary refuge space in Examples (c) and (d) of Diagram B6. </div> <div> Clause B30.2 The temporary refuge space should be accessible to persons with a disability and free from obstruction at all times. </div> <div> Commentary The area of temporary refuge space should be a clear space and, when being occupied by persons with a disability in case of fire, should not block any fire service installations and equipment. </div> <div> Clause B30.3 Any door from the common area leading to a temporary refuge space should have a clear width of not less than 850 mm or such width as required under Table B2, whichever is greater; and door handle at not less than 950 mm and not more than 1050 mm above the finished floor level, measured from the top surface of the grip should be provided to one side of the door. </div> <div> Commentary Wider doors up to 950 mm shall be a good practice to cater for the use of large powered wheelchairs. </div> |

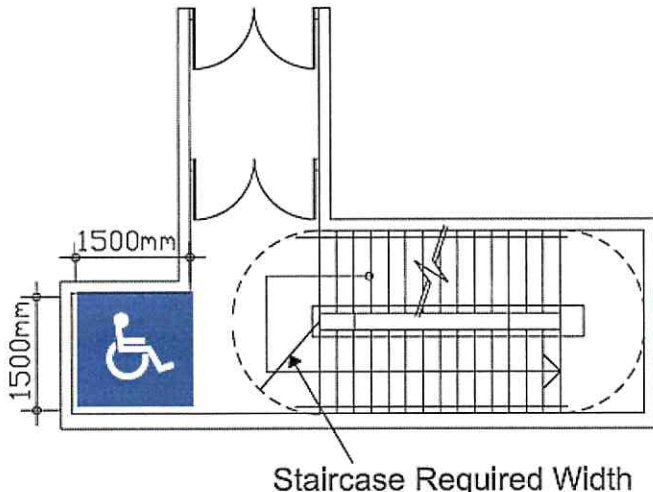
| Item | Paragraph/ Table | April 2012 version | Amendments |
|------|---------------------|--------------------|--|
| | | | <p>Clause B30.4</p> <p>A closed-circuit television and direct intercom link, both backed up by emergency power for at least 1 hour, should be provided to every temporary refuge space for communication with the management office of the building. The height of the intercom link shall not be less than 900 mm and not more than 1200 mm above the floor level.</p> <p>Commentary</p> <p>For the purpose of Clause B30.4, management office includes such similar management facilities such as caretaker's counter and the like. The closed-circuit television and direct intercom link should be linked to a monitor and a panel respectively at the management office showing or indicating the temporary refuge spaces at which persons with a disability are waiting for rescue. If the building does not have a management office, such monitor and panel should be placed beside the fire services control panel.</p> <p>Clause B30.5</p> <p>A securely fixed notice in the following form with an international symbol of accessibility, and words and characters of not less than 50 mm high should be displayed at a conspicuous position on the wall and floor of each temporary refuge space.</p> |

| Item | Paragraph/ Table | April 2012 version | Amendments |
|------|---------------------|--------------------|--|
| | | | <div data-bbox="844 285 2063 588" data-label="Image"> </div> <p>Clause B30.6</p> <p>Each temporary refuge space should be well-demarkated on floor by means of contrasting colour to clearly discern from the remainder areas of the storey. For the temporary refuge space provided at a lift lobby as illustrated in Example (a) or (b) of Diagram B6, where a higher standard of finishes and outlook is anticipated, demarcating strips to identify the temporary refuge space may be accepted.</p> <p>Clause B30.7</p> <p>Securely fixed directional signs in the following form with an international symbol of accessibility and words and characters not less than 50 mm high should be displayed at conspicuous locations in the common parts of every storey provided with temporary refuge space for guiding persons with a disability to the location of such space.</p> |

| Item | Paragraph/ Table | April 2012 version | Amendments |
|------|---------------------|--------------------|--|
| | | |  <p>Temporary Refuge Space 臨時庇護處</p> <p>not less than 110mm high</p> <p>Diagram B6: Temporary Refuge Spaces</p> <p>Example (a): Temporary Refuge Space in Fireman's Lift Lobby</p>  |

| Item | Paragraph/ Table | April 2012 version | Amendments |
|------|---------------------|--------------------|--|
| | | | <p data-bbox="786 269 1666 304">Example (b): Temporary Refuge spaces in Fireman's Lift Lobby</p>  <div data-bbox="835 959 931 1054">  </div> <div data-bbox="999 986 1765 1043"> <p>Lobby to fireman's lift of minimum dimensions of 1.5m to be used as wheelchair manoeuvring space</p> </div> <div data-bbox="835 1091 931 1187">  </div> <div data-bbox="999 1118 1693 1147"> <p>1.5m x 1.5m wheelchair manoeuvring space at 3.5m deadend</p> </div> <div data-bbox="835 1219 931 1270">  </div> <div data-bbox="999 1225 1693 1254"> <p>Temporary refuge space (0.75m x 1.5m) in fireman's lift lobby</p> </div> <div data-bbox="869 1305 898 1337"> <p>D</p> </div> <div data-bbox="999 1311 1391 1340"> <p>Fire rated door for accommodation</p> </div> |

| Item | Paragraph/ Table | April 2012 version | Amendments |
|------|---------------------|--------------------|--|
| | | | <p data-bbox="801 323 1608 363">Example (c): Temporary Refuge Space in Protected Lobby</p>  |

| Item | Paragraph/ Table | April 2012 version | Amendments |
|------|---------------------|---|--|
| | | | <p data-bbox="784 268 1780 303">Example (d): Temporary Refuge Space in Landing of Required Staircase</p>  |
| 2. | Clause D16.3 | <p data-bbox="423 951 607 986">Commentary</p> <p data-bbox="423 1026 761 1380">A firefighting and rescue stairway can also offer a level of protection for occupants who require assistance to exit or who cannot exit due to reasons of disability. If the lobby is designed for such purpose, it should be provided with a means</p> | <p data-bbox="784 951 1077 986">Commentary deleted.</p> |

| Item | Paragraph/ Table | April 2012 version | Amendments |
|------|---------------------|---|---|
| | | of communication i.e. intercom, to allow occupants in the lobby awaiting assistance to talk to the personnel of the Fire Services Department or the building management. | |
| 3. | Clause F5.5 | Good housekeeping should be maintained to reduce the chances of fire and blockage of exit routes. Housekeeping methods include methods for proper waste disposal, keeping combustible materials from possible ignition sources, ensuring exit routes are free from obstruction, etc. A sample checklist is given in Table F1 for reference. | Good housekeeping should be maintained to reduce the chances of fire and blockage of exit routes and temporary refuge spaces. Housekeeping methods include methods for proper waste disposal, keeping combustible materials from possible ignition sources, ensuring exit routes and temporary refuge spaces are free from obstruction, etc. A sample checklist is given in Table F1 for reference. |
| 4. | Clause 6.3 | Fire drills and fire safety seminars should be conducted at regular intervals for staff and the occupants. | Fire drills and fire safety seminars should be conducted at regular intervals for staff and the occupants, including persons with a disability. |

| Item | Paragraph/ Table | April 2012 version | Amendments | | | | | | | | | | | | |
|------|--|--|---|------|--|--|--|--|--|------|--|--|--|--|--|
| 5. | Commentary of Subsection F6 | Commentary <u>Occupant Training</u> Tall building evacuation requires not only building elements such as refuge floors, but also requires managed evacuation strategies and training for all occupants. | Commentary A fire drill is a method of practicing the evacuation of a building in case of fire in which the management staff can also identify and remedy the need and problems with the evacuation procedures for the occupants including persons with a disability. <u>Occupant Training</u> Tall building evacuation requires not only building elements such as refuge floors, but also requires managed evacuation strategies and training for all occupants. | | | | | | | | | | | | |
| 6. | Clause F7.2 | - | The fire action plan should include the evacuation procedures for persons with a disability. Where temporary refuge spaces have been provided, their locations should be illustrated in the evacuation plan. If the safety condition permits, management staff should be maintained in the management office for communicating with any person waiting for rescue in the temporary refuge spaces and inform the firefighters of the locations of the temporary refuge spaces where people are waiting for rescue. | | | | | | | | | | | | |
| 7. | Table F1 of Appendix F2 | - | <table><tr><td>1.12</td><td>All temporary refuge spaces are free from obstruction.</td><td></td><td></td><td></td><td></td></tr><tr><td>1.13</td><td>Close-circuit television and intercom link for the temporary refuge spaces are kept in good condition.</td><td></td><td></td><td></td><td></td></tr></table> | 1.12 | All temporary refuge spaces are free from obstruction. | | | | | 1.13 | Close-circuit television and intercom link for the temporary refuge spaces are kept in good condition. | | | | |
| 1.12 | All temporary refuge spaces are free from obstruction. | | | | | | | | | | | | | | |
| 1.13 | Close-circuit television and intercom link for the temporary refuge spaces are kept in good condition. | | | | | | | | | | | | | | |

Amendments to the Code of Practice for Fire Safety in Buildings 2011
(October 2015)

Legends:

 Amended

 Deleted

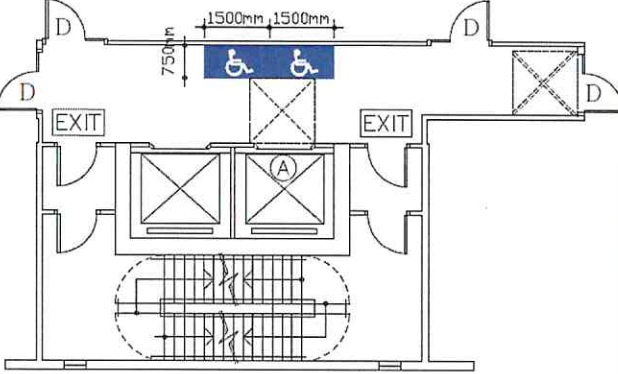



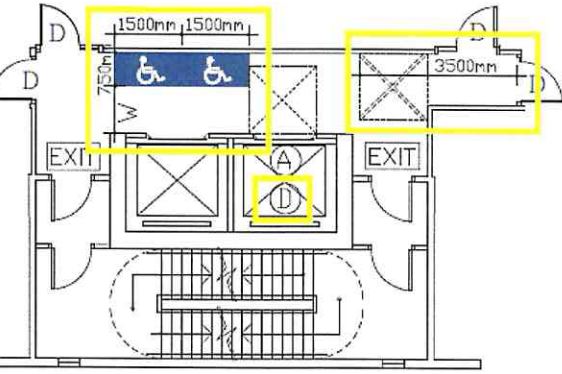



(6/2023)

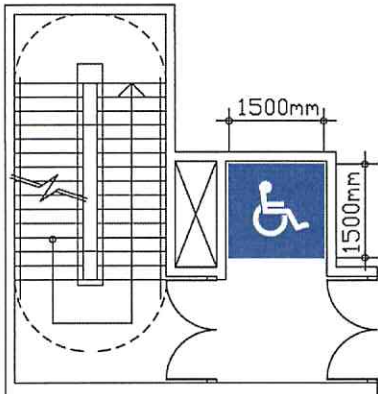
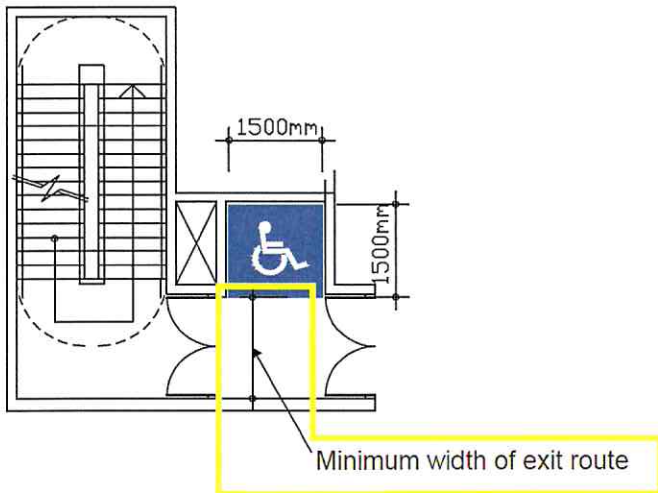
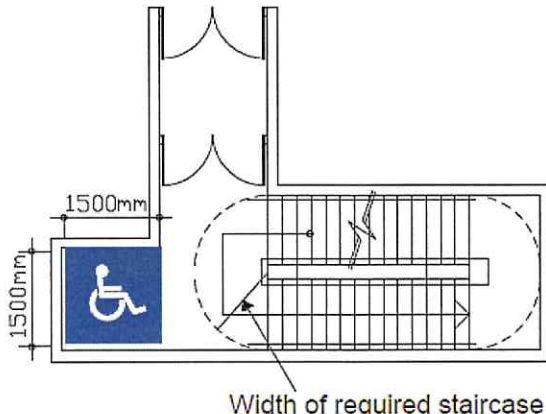
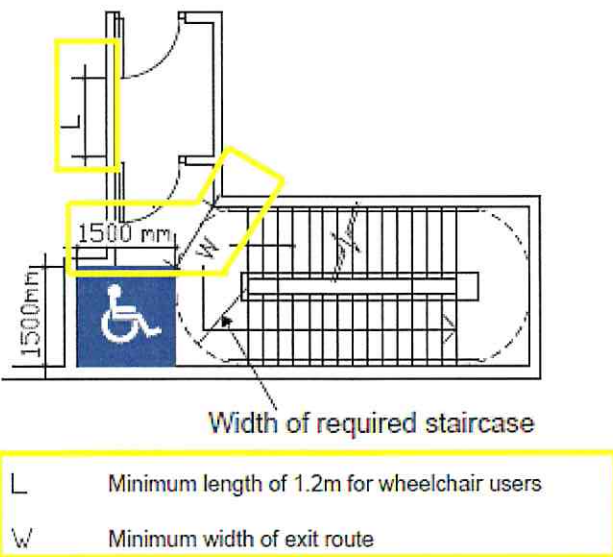
Corrigenda to the Code of Practice for Fire Safety in Buildings 2011 (FS Code) (October 2015)

| Item | Paragraph/ Table | April 2012 version | Amendments |
|------|--|--|---|
| 1. | Commentary of Item 6 for Table A1 under Clause A7 of Section 1 of Part A | Industrial premises are buildings generally used as factories, workshops or warehouses in which processing, assembling, mixing, sheltering of goods and products, packaging, finishing, decorating, cleaning, washing and/or repair operations are conducted. These premises include slaughtering houses, film production facilities, power generation plants, shipyards, depots, aircraft maintenance and repair facilities, laboratories, commercial kitchens and commercial laundries etc. Laboratories within schools and hospitals are excluded. | Industrial premises are buildings generally used as factories, workshops or warehouses in which processing, assembling, mixing, sheltering of goods and products, packaging, finishing, decorating, cleaning, washing and/or repair operations are conducted. These premises include slaughtering houses, film production facilities, power generation plants, shipyards, depots, aircraft maintenance and repair facilities, commercial laboratories, commercial kitchens and commercial laundries etc. Laboratories within schools, hospitals as well as medical laboratories involving collecting samples from visiting human / animal on the premises are excluded. |
| 2. | Definitions in Section 3 of Part A | “Special hazard” means a hazard that requires special consideration given the occupant awareness, knowledge of building, fire services systems installed, physical construction and location and width of exits, relative to the ignition risk, spread of fire, generation of smoke, heat or toxic gases that may endanger the life and safety of the occupants. Areas of special hazard have a relatively higher fire risk with regard to ignition. These areas include transformer rooms, electrical plant rooms, central A/C plant rooms, lift machine rooms, main | “Special hazard” means a hazard that requires special consideration given the occupant awareness, knowledge of building, fire services systems installed, physical construction and location and width of exits, relative to the ignition risk, spread of fire, generation of smoke, heat or toxic gases that may endanger the life and safety of the occupants. Areas of special hazard have a relatively higher fire risk with regard to ignition. These areas include transformer rooms, central A/C plant rooms, lift machine rooms, main switch rooms, generator rooms, boiler rooms, dangerous goods store rooms, fuel tank |

| Item | Paragraph/ Table | April 2012 version | Amendments | | | | | | | | | | | | | | | | | | | | | | | | | | | | | | | | | | | | | | | | | | | | | | | | | | | | | | | | | | | | | | | | | | | | | | | | | | | | | | | | | | | | | | | | | | | | | | | | | | | | | | | | | | | | | | | | | | | | | | | | | | | | | | | | | | | | | | | | | | | | | | | | | | |
|---|--|---|---|--|----------------------------------|--|----------------------------------|--|---------------|----------------|--------------|---------------|-------|---|--|--|-----|------|--------|---|------|------|-----|------|---------|---|------|------|------|------|---------|---|------|------|------|------|---------|---|------|------|------|------|----------|---|------|------|------|------|-----------|---|------|------|------|------|-----------|---|------|------|------|------|-----------|---|-------|-------|------|------|-----------|---|-------|-------|------|------|--|--|--|--------------------------------|--|----------------------------------|--|------------|----------------|-----------|------------|-------|---|--|--|-----|------|--------|---|------|------|-----|------|---------|---|------|------|------|------|---------|---|------|------|------|------|---------|---|------|------|------|------|----------|---|------|------|------|------|-----------|---|------|------|------|------|-----------|---|------|------|------|------|-----------|---|-------|-------|------|------|-----------|---|-------|-------|------|------|-----------|---|-------|-------|------|------|
| | | switch rooms, generator room, boiler rooms and the like. | rooms and the like. | | | | | | | | | | | | | | | | | | | | | | | | | | | | | | | | | | | | | | | | | | | | | | | | | | | | | | | | | | | | | | | | | | | | | | | | | | | | | | | | | | | | | | | | | | | | | | | | | | | | | | | | | | | | | | | | | | | | | | | | | | | | | | | | | | | | | | | | | | | | | | | | | | |
| 3. | Table B2 under Clause B8.1 | <table><tr><th rowspan="2">Occupant Capacity of room, fire compartment or storey (No. of persons)</th><th rowspan="2">Minimum No. of exit doors or exit routes</th><th colspan="2">Minimum total width (in mm)</th><th colspan="2">Minimum Width (in mm) of each</th></tr><tr><th>Exit doors</th><th>Exit routes</th><th>Exit door</th><th>Exit route</th></tr><tr><td>4- 30</td><td>1</td><td></td><td></td><td>750</td><td>1050</td></tr><tr><td>31-200</td><td>2</td><td>1750</td><td>2100</td><td>850</td><td>1050</td></tr><tr><td>201-300</td><td>2</td><td>2500</td><td>2500</td><td>1050</td><td>1050</td></tr><tr><td>301-500</td><td>2</td><td>3000</td><td>3000</td><td>1050</td><td>1050</td></tr><tr><td>501-750</td><td>3</td><td>4500</td><td>4500</td><td>1200</td><td>1200</td></tr><tr><td>751-1000</td><td>4</td><td>6000</td><td>6000</td><td>1200</td><td>1200</td></tr><tr><td>1001-1250</td><td>5</td><td>7500</td><td>7500</td><td>1350</td><td>1350</td></tr><tr><td>1251-1500</td><td>6</td><td>9000</td><td>9000</td><td>1350</td><td>1350</td></tr><tr><td>1501-1750</td><td>7</td><td>10500</td><td>10500</td><td>1500</td><td>1500</td></tr><tr><td>1751-2000</td><td>8</td><td>12000</td><td>12000</td><td>1500</td><td>1500</td></tr></table> | Occupant Capacity of room, fire compartment or storey (No. of persons) | Minimum No. of exit doors or exit routes | Minimum total width (in mm) | | Minimum Width (in mm) of each | | Exit doors | Exit routes | Exit door | Exit route | 4- 30 | 1 | | | 750 | 1050 | 31-200 | 2 | 1750 | 2100 | 850 | 1050 | 201-300 | 2 | 2500 | 2500 | 1050 | 1050 | 301-500 | 2 | 3000 | 3000 | 1050 | 1050 | 501-750 | 3 | 4500 | 4500 | 1200 | 1200 | 751-1000 | 4 | 6000 | 6000 | 1200 | 1200 | 1001-1250 | 5 | 7500 | 7500 | 1350 | 1350 | 1251-1500 | 6 | 9000 | 9000 | 1350 | 1350 | 1501-1750 | 7 | 10500 | 10500 | 1500 | 1500 | 1751-2000 | 8 | 12000 | 12000 | 1500 | 1500 | <table><tr><th rowspan="2">Occupant Capacity of room, fire compartment or storey (No. of persons)</th><th rowspan="2">Minimum No. of exit doors or exit routes</th><th colspan="2">Minimum total width (in mm)</th><th colspan="2">Minimum Width (in mm) of each</th></tr><tr><th>Exit doors</th><th>Exit routes</th><th>Exit door</th><th>Exit route</th></tr><tr><td>4- 30</td><td>1</td><td></td><td></td><td>750</td><td>1050</td></tr><tr><td>31-200</td><td>2</td><td>1750</td><td>2100</td><td>850</td><td>1050</td></tr><tr><td>201-300</td><td>2</td><td>2500</td><td>2500</td><td>1050</td><td>1050</td></tr><tr><td>301-500</td><td>2</td><td>3000</td><td>3000</td><td>1050</td><td>1050</td></tr><tr><td>501-750</td><td>3</td><td>4500</td><td>4500</td><td>1200</td><td>1200</td></tr><tr><td>751-1000</td><td>4</td><td>6000</td><td>6000</td><td>1200</td><td>1200</td></tr><tr><td>1001-1250</td><td>5</td><td>7500</td><td>7500</td><td>1350</td><td>1350</td></tr><tr><td>1251-1500</td><td>6</td><td>9000</td><td>9000</td><td>1350</td><td>1350</td></tr><tr><td>1501-1750</td><td>7</td><td>10500</td><td>10500</td><td>1500</td><td>1500</td></tr><tr><td>1751-2000</td><td>8</td><td>12000</td><td>12000</td><td>1500</td><td>1500</td></tr><tr><td>2001-2250</td><td>9</td><td>13500</td><td>13500</td><td>1500</td><td>1500</td></tr></table> | Occupant Capacity of room, fire compartment or storey (No. of persons) | Minimum No. of exit doors or exit routes | Minimum total width (in mm) | | Minimum Width (in mm) of each | | Exit doors | Exit routes | Exit door | Exit route | 4- 30 | 1 | | | 750 | 1050 | 31-200 | 2 | 1750 | 2100 | 850 | 1050 | 201-300 | 2 | 2500 | 2500 | 1050 | 1050 | 301-500 | 2 | 3000 | 3000 | 1050 | 1050 | 501-750 | 3 | 4500 | 4500 | 1200 | 1200 | 751-1000 | 4 | 6000 | 6000 | 1200 | 1200 | 1001-1250 | 5 | 7500 | 7500 | 1350 | 1350 | 1251-1500 | 6 | 9000 | 9000 | 1350 | 1350 | 1501-1750 | 7 | 10500 | 10500 | 1500 | 1500 | 1751-2000 | 8 | 12000 | 12000 | 1500 | 1500 | 2001-2250 | 9 | 13500 | 13500 | 1500 | 1500 |
| Occupant Capacity of room, fire compartment or storey (No. of persons) | Minimum No. of exit doors or exit routes | Minimum total width (in mm) | | | Minimum Width (in mm) of each | | | | | | | | | | | | | | | | | | | | | | | | | | | | | | | | | | | | | | | | | | | | | | | | | | | | | | | | | | | | | | | | | | | | | | | | | | | | | | | | | | | | | | | | | | | | | | | | | | | | | | | | | | | | | | | | | | | | | | | | | | | | | | | | | | | | | | | | | | | | | | | | |
| | | Exit doors | Exit routes | Exit door | Exit route | | | | | | | | | | | | | | | | | | | | | | | | | | | | | | | | | | | | | | | | | | | | | | | | | | | | | | | | | | | | | | | | | | | | | | | | | | | | | | | | | | | | | | | | | | | | | | | | | | | | | | | | | | | | | | | | | | | | | | | | | | | | | | | | | | | | | | | | | | | | | | | | |
| 4- 30 | 1 | | | 750 | 1050 | | | | | | | | | | | | | | | | | | | | | | | | | | | | | | | | | | | | | | | | | | | | | | | | | | | | | | | | | | | | | | | | | | | | | | | | | | | | | | | | | | | | | | | | | | | | | | | | | | | | | | | | | | | | | | | | | | | | | | | | | | | | | | | | | | | | | | | | | | | | | | | | |
| 31-200 | 2 | 1750 | 2100 | 850 | 1050 | | | | | | | | | | | | | | | | | | | | | | | | | | | | | | | | | | | | | | | | | | | | | | | | | | | | | | | | | | | | | | | | | | | | | | | | | | | | | | | | | | | | | | | | | | | | | | | | | | | | | | | | | | | | | | | | | | | | | | | | | | | | | | | | | | | | | | | | | | | | | | | | |
| 201-300 | 2 | 2500 | 2500 | 1050 | 1050 | | | | | | | | | | | | | | | | | | | | | | | | | | | | | | | | | | | | | | | | | | | | | | | | | | | | | | | | | | | | | | | | | | | | | | | | | | | | | | | | | | | | | | | | | | | | | | | | | | | | | | | | | | | | | | | | | | | | | | | | | | | | | | | | | | | | | | | | | | | | | | | | |
| 301-500 | 2 | 3000 | 3000 | 1050 | 1050 | | | | | | | | | | | | | | | | | | | | | | | | | | | | | | | | | | | | | | | | | | | | | | | | | | | | | | | | | | | | | | | | | | | | | | | | | | | | | | | | | | | | | | | | | | | | | | | | | | | | | | | | | | | | | | | | | | | | | | | | | | | | | | | | | | | | | | | | | | | | | | | | |
| 501-750 | 3 | 4500 | 4500 | 1200 | 1200 | | | | | | | | | | | | | | | | | | | | | | | | | | | | | | | | | | | | | | | | | | | | | | | | | | | | | | | | | | | | | | | | | | | | | | | | | | | | | | | | | | | | | | | | | | | | | | | | | | | | | | | | | | | | | | | | | | | | | | | | | | | | | | | | | | | | | | | | | | | | | | | | |
| 751-1000 | 4 | 6000 | 6000 | 1200 | 1200 | | | | | | | | | | | | | | | | | | | | | | | | | | | | | | | | | | | | | | | | | | | | | | | | | | | | | | | | | | | | | | | | | | | | | | | | | | | | | | | | | | | | | | | | | | | | | | | | | | | | | | | | | | | | | | | | | | | | | | | | | | | | | | | | | | | | | | | | | | | | | | | | |
| 1001-1250 | 5 | 7500 | 7500 | 1350 | 1350 | | | | | | | | | | | | | | | | | | | | | | | | | | | | | | | | | | | | | | | | | | | | | | | | | | | | | | | | | | | | | | | | | | | | | | | | | | | | | | | | | | | | | | | | | | | | | | | | | | | | | | | | | | | | | | | | | | | | | | | | | | | | | | | | | | | | | | | | | | | | | | | | |
| 1251-1500 | 6 | 9000 | 9000 | 1350 | 1350 | | | | | | | | | | | | | | | | | | | | | | | | | | | | | | | | | | | | | | | | | | | | | | | | | | | | | | | | | | | | | | | | | | | | | | | | | | | | | | | | | | | | | | | | | | | | | | | | | | | | | | | | | | | | | | | | | | | | | | | | | | | | | | | | | | | | | | | | | | | | | | | | |
| 1501-1750 | 7 | 10500 | 10500 | 1500 | 1500 | | | | | | | | | | | | | | | | | | | | | | | | | | | | | | | | | | | | | | | | | | | | | | | | | | | | | | | | | | | | | | | | | | | | | | | | | | | | | | | | | | | | | | | | | | | | | | | | | | | | | | | | | | | | | | | | | | | | | | | | | | | | | | | | | | | | | | | | | | | | | | | | |
| 1751-2000 | 8 | 12000 | 12000 | 1500 | 1500 | | | | | | | | | | | | | | | | | | | | | | | | | | | | | | | | | | | | | | | | | | | | | | | | | | | | | | | | | | | | | | | | | | | | | | | | | | | | | | | | | | | | | | | | | | | | | | | | | | | | | | | | | | | | | | | | | | | | | | | | | | | | | | | | | | | | | | | | | | | | | | | | |
| Occupant Capacity of room, fire compartment or storey (No. of persons) | Minimum No. of exit doors or exit routes | Minimum total width (in mm) | | Minimum Width (in mm) of each | | | | | | | | | | | | | | | | | | | | | | | | | | | | | | | | | | | | | | | | | | | | | | | | | | | | | | | | | | | | | | | | | | | | | | | | | | | | | | | | | | | | | | | | | | | | | | | | | | | | | | | | | | | | | | | | | | | | | | | | | | | | | | | | | | | | | | | | | | | | | | | | | |
| | | Exit doors | Exit routes | Exit door | Exit route | | | | | | | | | | | | | | | | | | | | | | | | | | | | | | | | | | | | | | | | | | | | | | | | | | | | | | | | | | | | | | | | | | | | | | | | | | | | | | | | | | | | | | | | | | | | | | | | | | | | | | | | | | | | | | | | | | | | | | | | | | | | | | | | | | | | | | | | | | | | | | | | |
| 4- 30 | 1 | | | 750 | 1050 | | | | | | | | | | | | | | | | | | | | | | | | | | | | | | | | | | | | | | | | | | | | | | | | | | | | | | | | | | | | | | | | | | | | | | | | | | | | | | | | | | | | | | | | | | | | | | | | | | | | | | | | | | | | | | | | | | | | | | | | | | | | | | | | | | | | | | | | | | | | | | | | |
| 31-200 | 2 | 1750 | 2100 | 850 | 1050 | | | | | | | | | | | | | | | | | | | | | | | | | | | | | | | | | | | | | | | | | | | | | | | | | | | | | | | | | | | | | | | | | | | | | | | | | | | | | | | | | | | | | | | | | | | | | | | | | | | | | | | | | | | | | | | | | | | | | | | | | | | | | | | | | | | | | | | | | | | | | | | | |
| 201-300 | 2 | 2500 | 2500 | 1050 | 1050 | | | | | | | | | | | | | | | | | | | | | | | | | | | | | | | | | | | | | | | | | | | | | | | | | | | | | | | | | | | | | | | | | | | | | | | | | | | | | | | | | | | | | | | | | | | | | | | | | | | | | | | | | | | | | | | | | | | | | | | | | | | | | | | | | | | | | | | | | | | | | | | | |
| 301-500 | 2 | 3000 | 3000 | 1050 | 1050 | | | | | | | | | | | | | | | | | | | | | | | | | | | | | | | | | | | | | | | | | | | | | | | | | | | | | | | | | | | | | | | | | | | | | | | | | | | | | | | | | | | | | | | | | | | | | | | | | | | | | | | | | | | | | | | | | | | | | | | | | | | | | | | | | | | | | | | | | | | | | | | | |
| 501-750 | 3 | 4500 | 4500 | 1200 | 1200 | | | | | | | | | | | | | | | | | | | | | | | | | | | | | | | | | | | | | | | | | | | | | | | | | | | | | | | | | | | | | | | | | | | | | | | | | | | | | | | | | | | | | | | | | | | | | | | | | | | | | | | | | | | | | | | | | | | | | | | | | | | | | | | | | | | | | | | | | | | | | | | | |
| 751-1000 | 4 | 6000 | 6000 | 1200 | 1200 | | | | | | | | | | | | | | | | | | | | | | | | | | | | | | | | | | | | | | | | | | | | | | | | | | | | | | | | | | | | | | | | | | | | | | | | | | | | | | | | | | | | | | | | | | | | | | | | | | | | | | | | | | | | | | | | | | | | | | | | | | | | | | | | | | | | | | | | | | | | | | | | |
| 1001-1250 | 5 | 7500 | 7500 | 1350 | 1350 | | | | | | | | | | | | | | | | | | | | | | | | | | | | | | | | | | | | | | | | | | | | | | | | | | | | | | | | | | | | | | | | | | | | | | | | | | | | | | | | | | | | | | | | | | | | | | | | | | | | | | | | | | | | | | | | | | | | | | | | | | | | | | | | | | | | | | | | | | | | | | | | |
| 1251-1500 | 6 | 9000 | 9000 | 1350 | 1350 | | | | | | | | | | | | | | | | | | | | | | | | | | | | | | | | | | | | | | | | | | | | | | | | | | | | | | | | | | | | | | | | | | | | | | | | | | | | | | | | | | | | | | | | | | | | | | | | | | | | | | | | | | | | | | | | | | | | | | | | | | | | | | | | | | | | | | | | | | | | | | | | |
| 1501-1750 | 7 | 10500 | 10500 | 1500 | 1500 | | | | | | | | | | | | | | | | | | | | | | | | | | | | | | | | | | | | | | | | | | | | | | | | | | | | | | | | | | | | | | | | | | | | | | | | | | | | | | | | | | | | | | | | | | | | | | | | | | | | | | | | | | | | | | | | | | | | | | | | | | | | | | | | | | | | | | | | | | | | | | | | |
| 1751-2000 | 8 | 12000 | 12000 | 1500 | 1500 | | | | | | | | | | | | | | | | | | | | | | | | | | | | | | | | | | | | | | | | | | | | | | | | | | | | | | | | | | | | | | | | | | | | | | | | | | | | | | | | | | | | | | | | | | | | | | | | | | | | | | | | | | | | | | | | | | | | | | | | | | | | | | | | | | | | | | | | | | | | | | | | |
| 2001-2250 | 9 | 13500 | 13500 | 1500 | 1500 | | | | | | | | | | | | | | | | | | | | | | | | | | | | | | | | | | | | | | | | | | | | | | | | | | | | | | | | | | | | | | | | | | | | | | | | | | | | | | | | | | | | | | | | | | | | | | | | | | | | | | | | | | | | | | | | | | | | | | | | | | | | | | | | | | | | | | | | | | | | | | | | |

| Item | Paragraph/ Table | April 2012 version | Amendments | | | | | | | | | | | | | | | | | | | | | | | | | | | | | | | | | | | | | | | | | | |
|--|---------------------|---|--|------|-------|-------|------|------|-----------|----|-------|-------|------|------|--|--|--|--|--|--|--|-----------|----|-------|-------|------|------|-----------|----|-------|-------|------|------|-----------|----|-------|-------|------|------|--|--|--|--|--|--|
| | | <table><tr><td>2001-2500</td><td>10</td><td>15000</td><td>15000</td><td>1500</td><td>1500</td></tr><tr><td>2501-3000</td><td>12</td><td>18000</td><td>18000</td><td>1500</td><td>1500</td></tr><tr><td colspan="6">>3000 persons - the number of exit doors, exit routes and their width to be determined by the Building Authority</td></tr></table> | 2001-2500 | 10 | 15000 | 15000 | 1500 | 1500 | 2501-3000 | 12 | 18000 | 18000 | 1500 | 1500 | >3000 persons - the number of exit doors, exit routes and their width to be determined by the Building Authority | | | | | | <table><tr><td>2251-2500</td><td>10</td><td>15000</td><td>15000</td><td>1500</td><td>1500</td></tr><tr><td>2501-2750</td><td>11</td><td>16500</td><td>16500</td><td>1500</td><td>1500</td></tr><tr><td>2751-3000</td><td>12</td><td>18000</td><td>18000</td><td>1500</td><td>1500</td></tr><tr><td colspan="6">>3000 persons - the number of exit doors, exit routes and their width to be determined by the Building Authority</td></tr></table> | 2251-2500 | 10 | 15000 | 15000 | 1500 | 1500 | 2501-2750 | 11 | 16500 | 16500 | 1500 | 1500 | 2751-3000 | 12 | 18000 | 18000 | 1500 | 1500 | >3000 persons - the number of exit doors, exit routes and their width to be determined by the Building Authority | | | | | |
| 2001-2500 | 10 | 15000 | 15000 | 1500 | 1500 | | | | | | | | | | | | | | | | | | | | | | | | | | | | | | | | | | | | | | | | |
| 2501-3000 | 12 | 18000 | 18000 | 1500 | 1500 | | | | | | | | | | | | | | | | | | | | | | | | | | | | | | | | | | | | | | | | |
| >3000 persons - the number of exit doors, exit routes and their width to be determined by the Building Authority | | | | | | | | | | | | | | | | | | | | | | | | | | | | | | | | | | | | | | | | | | | | | |
| 2251-2500 | 10 | 15000 | 15000 | 1500 | 1500 | | | | | | | | | | | | | | | | | | | | | | | | | | | | | | | | | | | | | | | | |
| 2501-2750 | 11 | 16500 | 16500 | 1500 | 1500 | | | | | | | | | | | | | | | | | | | | | | | | | | | | | | | | | | | | | | | | |
| 2751-3000 | 12 | 18000 | 18000 | 1500 | 1500 | | | | | | | | | | | | | | | | | | | | | | | | | | | | | | | | | | | | | | | | |
| >3000 persons - the number of exit doors, exit routes and their width to be determined by the Building Authority | | | | | | | | | | | | | | | | | | | | | | | | | | | | | | | | | | | | | | | | | | | | | |
| 4. | Clause B22.1 | All exit doors or openings from a premises of Use Classification 5a and from the stage and dressing rooms in such place should be clearly indicated by a notice bearing the word EXIT in block letters in English and Chinese of words and characters not less than 175 mm high in white colour with a background in green or letters in green with a background in white or black. | All exit doors or openings from a premises of Use Classification 5a and from the stage and dressing rooms in such place should be clearly indicated by sufficient directional and exit signs. Such signs should comply with the requirements in the Code of Practice for Minimum Fire Service Installations and Equipment. | | | | | | | | | | | | | | | | | | | | | | | | | | | | | | | | | | | | | | | | | | |
| 5. | Clause B22.2 | Such notices should be at a height of at least 2 m above the floor and, where possible, should be placed over such doors or openings. | [Clause deleted.] | | | | | | | | | | | | | | | | | | | | | | | | | | | | | | | | | | | | | | | | | | |

| Item | Paragraph/ Table | April 2012 version | Amendments |
|------|---|--|---|
| 6. | Example (b) of Diagram B6 under Subsection B30 |  <p>  Lobby to fireman's lift of minimum dimensions of 1.5m to be used as wheelchair manoeuvring space  1.5m x 1.5m wheelchair manoeuvring space at 3.5m deadend  Temporary refuge space (0.75m x 1.5m) in fireman's lift lobby D Fire rated door for accommodation </p> |  <p>  Lobby to fireman's lift of minimum dimensions of 1.5m to be used as wheelchair manoeuvring space  1.5m x 1.5m wheelchair manoeuvring space at 3.5m deadend  Temporary refuge space (0.75m x 1.5m) in fireman's lift lobby W Minimum width of exit route D Fire rated door for accommodation D Accessible Lift </p> |



| Item | Paragraph/ Table | April 2012 version | Amendments |
|------|---|--|---|
| 7. | Example (c) of Diagram B6 under Subsection B30 |  |  <p>Minimum width of exit route</p> |
| 8. | Example (d) of Diagram B6 under Subsection B30 |  <p>Width of required staircase</p> |  <p>Width of required staircase</p> <p>L Minimum length of 1.2m for wheelchair users</p> <p>W Minimum width of exit route</p> |

| Item | Paragraph/ Table | April 2012 version | Amendments |
|------|---------------------|--|--|
| 9. | Clause C4.3 | Where a single-storey building does not exceed 7,000 m ³ in volume and 7.5 m in height, any steelwork construction may be unprotected, provided that the building is separated from any adjoining building or the site boundary by a clear unobstructed open space not less than 6 m in width. Where columns and beams are in an external wall, protection against corrosion may be necessary and should be separately considered. | <p>Where a single-storey building does not exceed 7,000 m³ in volume and 7.5 m in height, any steelwork construction may be unprotected, provided that the building is separated from any adjoining building or the site boundary by a clear unobstructed open space not less than 6m in width.■</p> <p>Commentary</p> <p>No FRR is required for elements of construction of single-storey covered walkways on podium or ground floor if they comply with Subsection C9 and Clause C12.4 and are constructed of non-combustible materials complying with Part E.</p> |
| 10. | Clause C8.1 | <p>... Such FRR with regard to the criterion of insulation can be reduced to 30 minutes if additional sprinkler heads are provided on each side of the fire rated doors or fire shutters and complying with the following requirements:</p> <p>(a) The additional sprinkler heads should be a part of the sprinkler system of the building and should comply with the Code of Practice for Minimum Fire Service Installations and Equipment; and</p> <p>(b) The layout/array of the additional sprinkler heads</p> | <p>... Such FRR with regard to the criterion of insulation can be reduced to not less than 30 minutes if ■ sprinkler heads are provided on each side of the fire rated doors or fire shutters■.</p> <p>The ■ sprinkler heads should be a part of the ■ fire service installations of the building and should comply with the Code of Practice for Minimum Fire Service Installations and Equipment■.</p> |

| Item | Paragraph/ Table | April 2012 version | Amendments |
|------|----------------------------|---|--|
| | | should be provided to substantiate the full coverage of each side of the fire rated door or fire shutter by sprinklers and the spacing of sprinkler heads should also comply with the LPC Rules incorporating BS EN 12845:2003. | |
| 11. | Commentary for Clause C8.7 | Fire dampers that are directly associated with the ducting and trunking under the Building (Ventilating Systems) Regulations are within the ambit of the Director of Fire Services. | Fire dampers that are directly associated with the ducting and trunking under the Building (Ventilating Systems) Regulations are within the ambit of the Director of Fire Services. They include blade type fire dampers manufactured and installed in accordance with the standards and requirements stipulated by the Director of Fire Services. |
| 12. | Clause C9.3(d) | All required staircases and their protected lobbies should not accommodate any services other than emergency services such as fire hydrants, sprinkler systems, emergency lights and exit signs unless such services are enclosed by fire barriers having an FRR of not less than that of the walls separating the protected exit from the rest of the building. Any access openings in such enclosures should be provided with a fire rated door having an FRR, with regard to the criteria of integrity and insulation, of not less than that of the fire barriers therein. | All required staircases and their protected lobbies should not accommodate any services other than emergency services such as fire hydrants, sprinkler systems, emergency lights, exit signs, closed-circuit television and direct intercom link unless such services are enclosed by fire barriers having an FRR of not less than that of the walls separating the protected exit from the rest of the building. Any access openings in such enclosures should be provided with a fire rated door having an FRR, with regard to the criteria of integrity and insulation, of not less than that of the fire barriers therein. |

| Item | Paragraph/ Table | April 2012 version | Amendments |
|------|---------------------|--|---|
| 13. | Clause C13.4 | <p>If fire barrier is not provided in accordance with Clause C13.3 (i.e. an open kitchen), the following fire safety provisions should be provided to the subject flat:</p> <p>(a) smoke detectors should be provided inside the flat and at the lobby outside the flat with open kitchen. The smoke detectors should be classified as fire service installation and should comply with the Code of Practice for Minimum Fire Service Installations and Equipment. The alarm signal of the smoke detectors should be linked to the fire services control panel/the building management office/the caretaker's office and the common fire alarm system of the floor at which the premises with open kitchen is located;</p> <p>(b) sprinkler head should be provided at the ceiling immediately above the open kitchen. The sprinkler head should be classified as fire service installation and should comply with the Code of Practice for Minimum Fire Service Installations and Equipment. The alarm signal of the system should be linked to the fire services control panel/ the building management office/ caretaker's office, the building fire alarm system and directly to the</p> | <p>If fire barrier is not provided in accordance with Clause C13.3 (i.e. an open kitchen), the following fire safety provisions should be provided:</p> <p>(a) smoke detector(s) fitted with sounder base should be provided inside the subject flat. The alarm signal of the smoke detector(s) should be connected to the local fire services control panel of the building and should not be linked to the Fire Services Communication Centre;</p> <p>(b) Smoke detector(s) should be provided at the common area outside the subject flat. The alarm signal of the smoke detector(s) should be connected to the local fire services control panel, the common fire alarm system of the building and the Fire Services Communication Centre;</p> <p>(c) sprinkler head(s) should be provided to cover the notional open kitchen area. The alarm signal of the system should be connected to the local fire services control panel, the common fire alarm system of the building and the Fire Services Communication Centre;</p> <p>(d) a full height wall having an FRR of not less than -/30/30 should be provided adjacent to the flat exit door. The width of the wall should not be less than 600 mm; and</p> <p>(e) For open kitchen in premises with internal staircase(s), a</p> |

| Item | Paragraph/ Table | April 2012 version | Amendments |
|------|---------------------|---|---|
| | | <p>Fire Services Communication Centre; and</p> <p>(c) a full height wall having an FRR of not less than -/30/30 should be provided adjacent to the flat exit door. The width of the wall should not be less than 600 mm.</p> <p>Commentary</p> <p>The specification and location of the smoke detectors should be considered carefully when they are installed inside the flats to minimize false alarms. Also taking into account the effect of humidity, medium or low sensitivity smoke detectors are recommended to be installed in living areas and placed away from the kitchen and bathroom.</p> <p>The smoke detectors and sprinklers are fire service installations of the building and should be subject to annual inspection and certification by a registered fire services installation contractor.</p> | <p>barrier of not less than 450 mm measured vertically downwards from the underside of the floor shall be provided. The barrier should surround the notional open kitchen area and should have an FRR of not less than -/30/- and be non-combustible complying with the requirements in Part E. If false ceilings are hung in the open kitchen, the barrier should extend not less than 450 mm below the false ceilings.</p> <p>Commentary</p> <p>The specification and location of the smoke detectors should be considered carefully when they are installed inside the flats to minimize false alarms. Also taking into account the effect of humidity, medium or low sensitivity smoke detectors are recommended to be installed in living areas and placed away from the ■ cooking range(s) and bathroom.</p> <p>The smoke detectors and sprinklers are fire service installations ■ designed in accordance with the Code of Practice for Minimum Fire Service Installations and Equipment and should be subject to annual inspection and certification by a registered fire service ■ installation contractor.</p> |

| Item | Paragraph/ Table | April 2012 version | Amendments |
|------|---------------------|---|---|
| 14. | Clause C18.1(d) | all projectors and the associated equipment should be placed within a projector room or projector rooms which are separated from the cinemas and other accommodations by walls and floors having an FRR of not less than -/60/60. Every door to a projection room should have an FRR of not less than that of the wall and be provided with a smoke seal. This requirement should not apply to cinemas where no film projection, and no electric arc, xenon, or other light source projection equipment which generates hazardous gases, ducts or radiation are used. | all projectors and the associated equipment should be placed within a projector room or projector rooms which are separated from the cinemas and other accommodations by walls and floors having an FRR of not less than -/60/60. Every door to a projection room should have an FRR of not less than that of the wall and be provided with a smoke seal. This requirement should not apply to cinemas where no film projection, and no electric arc, xenon, or other light source projection equipment which generates hazardous gases, dusts or radiation are used. |
| 15. | Clause D7.4 | <p>A notice in the following form indicating the fire service access point should be displayed at a conspicuous position outside the building near the point:</p>  | <p>A notice in the following form indicating the fire service access point should be displayed at a conspicuous position outside the building near the point:</p>  |
| 16. | Clause D9.2 | A notice should be displayed outside the liftwell indicating the fireman's lift by the words 'FIREMAN'S LIFT' and "消防升降機" in English and Chinese and the floors served. The height of the words | A notice should be displayed outside the liftwell indicating the fireman's lift by the words 'FIREMAN'S LIFT' and "消防員升降機" in English and Chinese and the floors served. The height of the words and characters on the notice should be not |

| Item | Paragraph/ Table | April 2012 version | Amendments | | | | | | | | | | | | | | | | | | | | | | | | |
|-------|--|--|---|--------|------------------|----|-----|------------------|------|--|--|--|--|--|---|-------|--------|-----|----|-----|------------------|------|---|--|--|--|--|
| | | and characters on the notice should be not less than 15 mm. | less than 15 mm. | | | | | | | | | | | | | | | | | | | | | | | | |
| 17. | Clause D11.4 | Every lobby to a fireman’s lift should have access, without any obstruction and lockable door, to an exit route. | Every lobby to a fireman’s lift should have direct access, without any obstruction and lockable door, to a protected exit. Such lobby should be designed as a common area and an integral part of the fireman’s lift so that it could not be readily incorporated as part of any adjacent unit(s) of accommodation. | | | | | | | | | | | | | | | | | | | | | | | | |
| 18. | Clause E13.1(a) | All Use Classifications – within protected exits, Classification A1 of Table E1; | All Use Classifications – within protected exits, Classification C of Table E1; | | | | | | | | | | | | | | | | | | | | | | | | |
| 19. | Clause E14.1(a) | All Use Classifications – within protected exits, Classification A1 of Table E1; | All Use Classifications – within protected exits, Classification C of Table E1; | | | | | | | | | | | | | | | | | | | | | | | | |
| 20. | Item 2.13 of Table F1 | <table><tr><th>Items</th><th>Action</th><th>Yes</th><th>No</th><th>N/A</th><th>Follow-up Action</th></tr><tr><td>2.13</td><td>Smoke vents at basement and their outlets are not obstructed / blocked. Basement smoke extraction system is regularly inspected and checked by registered fire services installation contractor.</td><td></td><td></td><td></td><td></td></tr></table> | Items | Action | Yes | No | N/A | Follow-up Action | 2.13 | Smoke vents at basement and their outlets are not obstructed / blocked. Basement smoke extraction system is regularly inspected and checked by registered fire services installation contractor. | | | | | <table><tr><th>Items</th><th>Action</th><th>Yes</th><th>No</th><th>N/A</th><th>Follow-up Action</th></tr><tr><td>2.13</td><td>Smoke vents at basement and their outlets are not obstructed / blocked. Basement smoke extraction system is regularly inspected and checked by registered fire service installation contractor.</td><td></td><td></td><td></td><td></td></tr></table> | Items | Action | Yes | No | N/A | Follow-up Action | 2.13 | Smoke vents at basement and their outlets are not obstructed / blocked. Basement smoke extraction system is regularly inspected and checked by registered fire service installation contractor. | | | | |
| Items | Action | Yes | No | N/A | Follow-up Action | | | | | | | | | | | | | | | | | | | | | | |
| 2.13 | Smoke vents at basement and their outlets are not obstructed / blocked. Basement smoke extraction system is regularly inspected and checked by registered fire services installation contractor. | | | | | | | | | | | | | | | | | | | | | | | | | | |
| Items | Action | Yes | No | N/A | Follow-up Action | | | | | | | | | | | | | | | | | | | | | | |
| 2.13 | Smoke vents at basement and their outlets are not obstructed / blocked. Basement smoke extraction system is regularly inspected and checked by registered fire service installation contractor. | | | | | | | | | | | | | | | | | | | | | | | | | | |

| Item | Paragraph/ Table | April 2012 version | Amendments |
|------|---|---|--|
| 21. | Clause G5.2 | <p><u>after sub-para. (m) in Sub-System 5</u></p> <p>All components are times and together they equate to the total evacuation time. The total evacuation time is the Required Safe Evacuation Time, i.e. RSET.</p> | <p><u>after sub-para. (m) in Sub-System 5</u></p> <p>All components are times and together they equate to the total evacuation time. The total evacuation time is the Required Safe Egress Time, i.e. RSET.</p> |
| 22. | Annex A – Codes of Practice and Guides Issued by Relevant Licensing Authorities | <p>(k) “Guide for Hotel and Guesthouses” issued by the Home Affairs Department</p> <p>(l) “Layman’s Guide to Application of Certificate of Compliance for Clubs” issued by the Home Affairs Department</p> <p>(o) Guidelines for Amusement Game Centre Licence, Mahjong/Tin Kau Licence and Public Dance Hall Licence” issued by the Television and Entertainment Licensing Authority</p> | <p>(k) “A Layman’s Guide to Licence Applications under the Hotel & Guesthouse Accommodation Ordinance (Chapter 349)” issued by the Home Affairs Department</p> <p>(l) “A Layman’s Guide to Application of Certificate of Compliance under the Clubs (Safety of Premises) Ordinance, Chapter 376” issued by the Home Affairs Department</p> <p>(o) “Guidance Notes on Application for the Grant of Amusement Game Centre Licence”, “Guide for Applicants for Public Dance Hall Licence” and “Guide for Applicants for Mahjong/ Tin Kau Licence” issued by the Home Affairs Department</p> |

Amendments to the Code of Practice for Fire Safety in Buildings 2011 (October 2015 Version)
(June 2023)

Legends:



Amended




Deleted

(6/2023)

Corrigenda to the Code of Practice for Fire Safety in Buildings 2011 (FS Code) (June 2023)

| Item | Paragraph/ Table | October 2015 version | Amendments |
|------|---------------------|---|--|
| 1. | Clause B8.2 | <p>Where two or more required staircases are needed, people using one required staircase should be able to gain access to at least one other required staircase at any time, without having to pass through other person's private premises. Such access should be provided in the following manners:</p> <p>(a) at each floor;</p> <p>(b) in case of domestic building or composite building not exceeding 15 storeys in height above the lowest ground storey, at least every 5 storeys; or</p> <p>(c) in case of refuge floor(s) are provided evenly between floors of the building, at the refuge floor(s) and the roof.</p> <p>Security measures that prevent access to a required staircase must be automatically deactivated upon actuation of a fire alarm or in power failure situation.</p> | <p>Where two or more required staircases are needed, people using one required staircase should be able to gain access to at least one other required staircase at any time, without having to pass through other person's private premises. Such access should be provided in the following manners:</p> <p>(a) at least every 5 storeys, and on the roof or the topmost floor accessible to the required staircases; or</p> <p>(b) in case of refuge floor(s) are provided evenly between floors of the building, at the refuge floor(s) and the roof.</p> <p>Security measures that prevent access to a required staircase must be automatically deactivated upon actuation of a fire alarm signal or in power failure situation.</p> |

| Item | Paragraph/ Table | October 2015 version | Amendments |
|------|---------------------|---|---|
| 2. | Clause B8.3 | - | <p>A notice in the following form with words and characters in block letters of not less than 50 mm high should be fixed at a height of 1500 mm above floor level at a conspicuous position on the staircase enclosure wall of each landing on the floor with access to another required staircase under Clause B8.2. The notice should be illuminated by a light on two systems as the lighting referred to in Clause B5.5. The words and characters should not be easily defaced or damaged and should be in white colour on a background in green, or in green colour on a background in white or black.</p> <div style="border: 2px solid black; padding: 10px; text-align: center; margin: 10px auto; width: fit-content;">  ACCESSIBLE TO ANOTHER EXIT STAIRCASE 可通往其他逃生樓梯 </div> |
| 3. | Clause B10.2 | <p>In the case of a building with two or more required staircases, the access to the required staircases should be so arranged that:</p> <p>(a) each required staircase is approached from a different direction provided that deadends are permitted, in accordance with Clause B11.2; and</p> | <p>In the case of a building with two or more required staircases, the access to the required staircases should be so arranged that:</p> <p>(a) each required staircase is approached from a different direction provided that deadends are permitted, in accordance with Clause B11.2; and</p> <p>(b) the door of one required staircase, or the nearest point in the perimeter of the landing to the required staircase where there is no door, should not be nearer than 6 m from the door or a similar point of any other required staircase measured in straight lines either along the wall or the centerline of a route</p> |

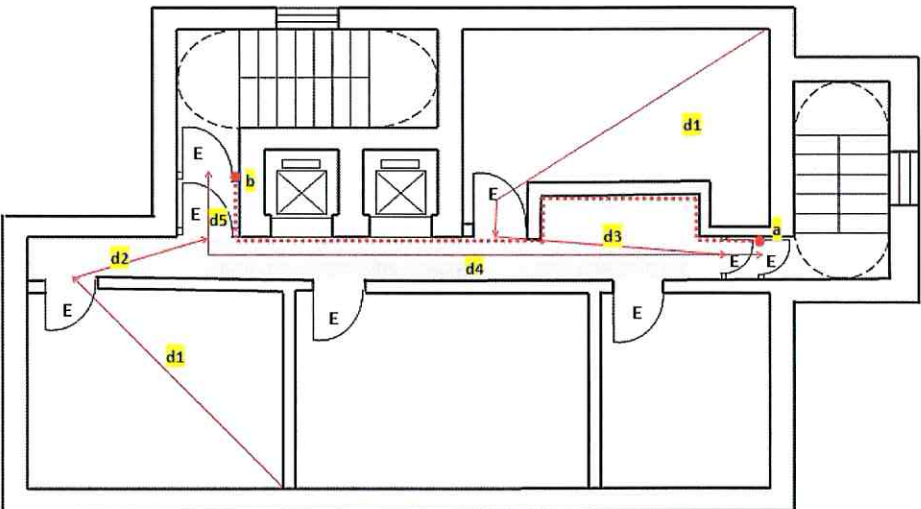

| Item | Paragraph/ Table | October 2015 version | Amendments |
|------|---------------------|---|---|
| | | (b) the door of one required staircase, or the nearest point in the perimeter of the landing to the required staircase where there is no door, should not be nearer than 6 m from the door or a similar point of any other required staircase measured in a straight line along the wall. See Diagram B2. | in-between, whichever the less. See Diagrams B2 and B4. |
| 4. | Clause B11.6 | For any room or storey where two or more exit doors are required to be provided under Table B2, a line measured from any point on the floor of that room and storey to one of the exit doors should form an angle of not less than 30° with a line measured from the same point to any other exit door. | <p>Where two or more exit doors are required to be provided under Table B2 for:</p> <p>(a) a room; or</p> <p>(b) a compartment or storey that is not partitioned into rooms, or the internal layout of partitions, fittings, etc. is not known when plans are submitted (i.e. open plan layout),</p> <p>the disposition of exit doors should be arranged such that a line measured from any point, except those points in compliance with the provision under Clause B11.2, to one of the exit doors should form an angle of not less than 30° with a line measured from the same point to any other exit door. See Diagrams B2, B3 and B4.</p> |
| 5. | Clause B11.7 | For the purposes of Clauses B11.2 and B11.3, a secondary exit door is not considered to be | For the purposes of Clauses B11.2 and B11.3, an alternative exit or different directions is not considered to be provided at a point unless a line measured from |

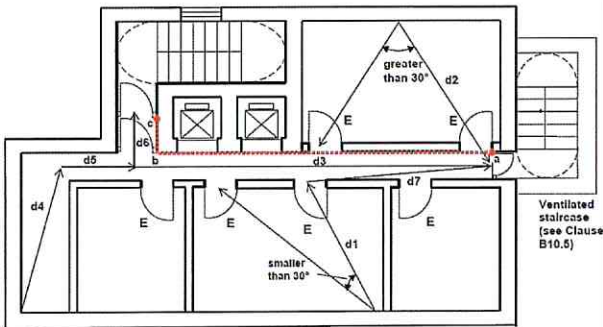
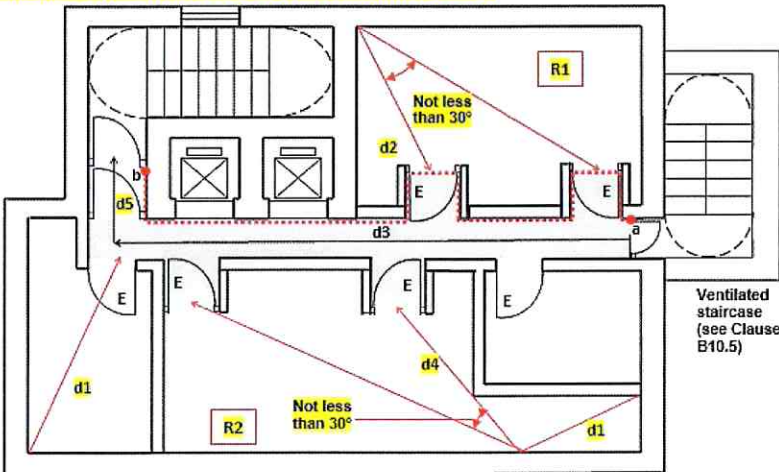

| Item | Paragraph/ Table | October 2015 version | Amendments |
|------|---------------------|---|---|
| | | provided within a room unless a line measured from any point in the room to one of the exit doors forms an angle of not less than 30° with a line measured from the same point to the other exit door. | that point to one of the exits forms an angle of not less than 30° with a line measured from the same point to the other exit. See Diagrams B2, B3 and B4. |
| 6. | Clause B13.2 | If it is necessary to secure an exit door against entry from outside, the locking device should be of the type that is capable of being readily opened from the inside without the use of a key. When a push plate, push bar or a single action lever handle is installed, it should not be encased. A locking device which is electrically operated should be capable of automatic release upon actuation of an automatic heat or smoke detection system or the operation of an alarm system or a central manual override designed and installed to the satisfaction of the Director of Fire Services. Upon power failure, the electrical locking device should be released automatically. In the case of a door to a required staircase or a protected lobby of the required staircase, the | If it is necessary to secure an exit door against entry from outside, the locking device should be of the type that is capable of being readily opened from the inside without the use of a key. When a push plate, push bar or a single action lever handle is installed, it should not be encased. An electrical locking device for an exit door across a common area of a building should be capable of automatic release upon actuation of a fire alarm signal by the fire service installation(s) designed and installed to the satisfaction of the Director of Fire Services. Upon power failure, the electrical locking device should be released automatically. Local manual override should also be provided from the inside near the exit door for people to gain access to an exit route without the use of a key. In the case of a door to a required staircase or a protected lobby of the required staircase, the security mechanism should not affect compliance with the requirements in Clause B8.2. |

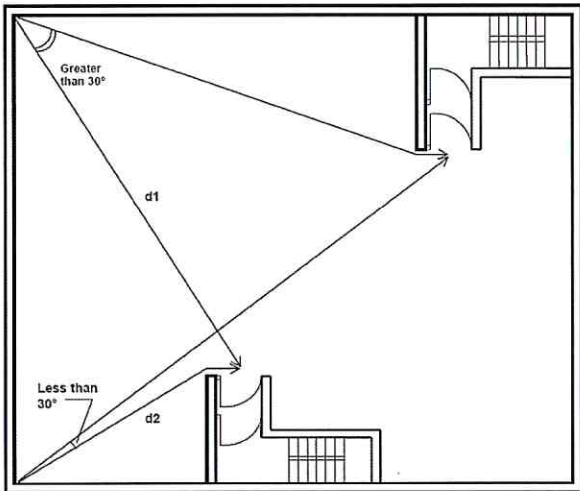
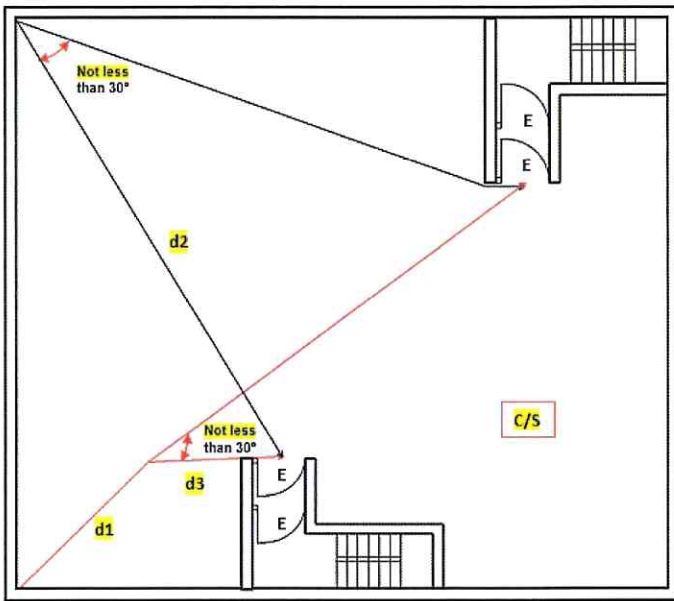
| Item | Paragraph/ Table | October 2015 version | Amendments |
|------|---------------------|--|---|
| | | security mechanism should not affect compliance with the requirements in Clause B8.2. | |
| 7. | Clause B13.8 | Every door across an exit or into an exit route from a room, except a door to a required staircase or a protected lobby of the required staircase, if required to be self-closing, may be held open in normal times provided that the hold-open device can be released to allow the door to become self-closing again manually and automatically upon actuation of an automatic heat or smoke detection system or the operation of an alarm system or a central manual override designed and installed to the satisfaction of the Director of Fire Services. | Every door across an exit or into an exit route from a room, except a door to a required staircase or a protected lobby of the required staircase, if required to be self-closing, may be held open in normal times provided that the hold-open device can be manually and, in the event of power failure, automatically release to allow the door to become self-closing again. The device should be capable of releasing the door automatically upon actuation of a fire alarm signal by the fire service installation(s) or smoke detectors in the form of automatic actuation devices, which should be provided on both sides of the door, designed and installed to the satisfaction of the Director of Fire Services. |
| 8. | Clause B20.9 | In the case of a Use Classification 5a (other than cinema or theatre) which has an occupant capacity not more than 500 persons in a non-domestic building not having polluting industrial undertakings of Use Classification 6 or the non-domestic part of a composite | In the case of a Use Classification 5a which has an occupant capacity not more than 500 persons in a non-domestic building not having polluting industrial undertakings of Use Classification 6 or the non-domestic part of a composite building, the site of such premises may be permitted to abut on one thoroughfare if the said thoroughfare is an acceptable EVA and Director of Fire Services does not have any adverse comment on the arrangement. |

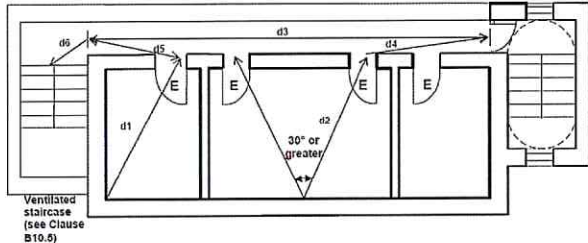
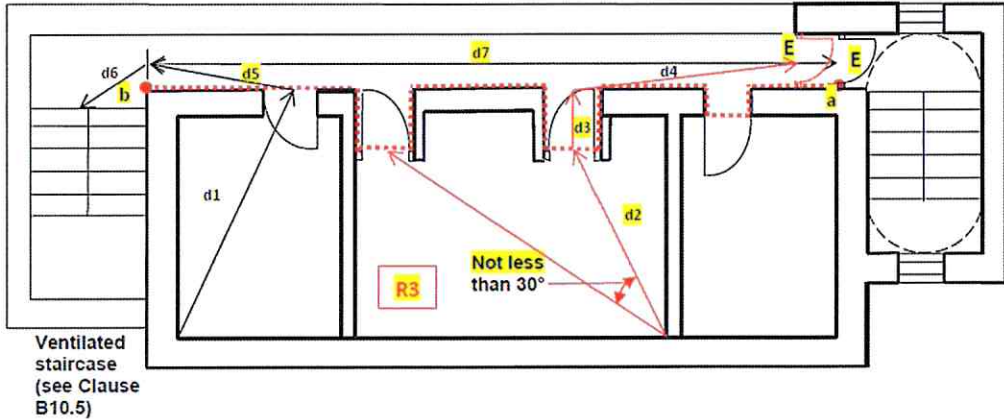
| Item | Paragraph/ Table | October 2015 version | Amendments |
|------|---------------------|---|--|
| | | building, the site of such premises may be permitted to abut on one thoroughfare if the said thoroughfare is an acceptable EVA and Director of Fire Services does not have any adverse comment on the arrangement. | |
| 9. | Clause B30.1 | At least one temporary refuge space with an area of not less than 1.5 m x 1.5 m should be provided within the protected exit or fireman's lift lobby of every fire compartment at every floor of a building to which this Section applies. One temporary refuge space is allowed for different compartments with bypass lobbies but no part of the floor served by a temporary refuge space should be more than 60 m from that space. Such space should not reduce the minimum width of an exit route, the effective width/radius of the landing of a required staircase nor the minimum area of a fireman's lift lobby. Space for manoeuvring wheelchairs shall be allowed for in the protected exit or fireman's lift lobby. For design flexibility, two number of 0.75 m x 1.5 | At least one temporary refuge space with an area of not less than 1.5 m x 1.5 m should be provided within the protected exit or fireman's lift lobby of every fire compartment at every floor of a building to which this Section applies. Temporary refuge spaces with barrier free access can be shared by compartments but no part of the floor served by a temporary refuge space should be more than 60 m from that space. Such space should not reduce the minimum width of an exit route, the effective width/radius of the landing of a required staircase nor the minimum area of a fireman's lift lobby. Space for manoeuvring wheelchairs shall be allowed for in the protected exit or fireman's lift lobby. For design flexibility, two number of 0.75 m x 1.5 m temporary refuge spaces (instead of one 1.5 m x 1.5 m), in visible location to each other, can be provided in the same protected exit or fireman's lift lobby. Examples are given in Diagram B6. |

| Item | Paragraph/ Table | October 2015 version | Amendments |
|------|---------------------|---|------------|
| | | <p>m temporary refuge spaces (instead of one 1.5 m x 1.5 m), in visible location to each other, can be provided in the same protected exit or fireman's lift lobby. Examples are given in Diagram B6.</p> | |

| Item | Paragraph/ Table | October 2015 version | Amendments |
|------|---|----------------------|--|
| 10. | Diagram B2: Internal Corridor Access | -- | <p>Example (a): Travel distance requirements for Use Classifications 1 and 2</p>  <p>Notes:</p> <p> Protected corridor</p> <p>E Exit door with required FRR See Clause C7.4</p> <p>d1+d2 Deadend travel distance d1: Max. 24m, see Clauses B11.2(a)(i) and B11.7 d2: Max. 15m, see Clauses B11.2(a)(ii) and B11.7</p> <p>d3 Maximum travel distance Max. 24m, see Clause B11.3(a)(i)</p> <p>d4 + d5 Maximum separation between 2 required staircases Max. 48m, see Clause B11.3(b) (Applicable to all Use Classifications)</p> <p>a ••••• b or d4+ d5 Minimum separation between 2 required staircases Min. 6m, see Clause B10.2(b) (Applicable to all Use Classifications) whichever the less</p> |

| Item | Paragraph/ Table | October 2015 version | Amendments |
|------|---------------------|---|--|
| | |  <p>Notes:</p> <p>E Exit door</p> <p>d4 + d5 Deadend travel distance See Clause B11.2</p> <p>d1 Deadend travel distance See Clause B11.2</p> <p>a – b – c Minimum separation between 2 required staircases See Clause B10.2(b)</p> <p>d3 + d6 Maximum separation between 2 required staircases See Clause B11.3(b)</p> <p>d2 Travel distance See Clause B11.3(a)</p> <p>d1 + d7 Travel distance See Clause B11.3(a)</p> | <p>Example (b): Travel distance requirements for Use Classifications 3 to 8</p>  <p>Notes:</p> <p> Protected corridor</p> <p>E Exit door with required FRR See Clause C7.4</p> <p>d1 Deadend travel distance See Clauses B11.2(b)(i) & (c)(i), and B11.7</p> <p>d2 Maximum travel distance See Clauses B11.3(a)(ii) & (iii), B11.6 and B11.7</p> <p>d1 + d4 in R2 Maximum travel distance See Clauses B11.3(a)(ii) & (iii), B11.6 and B11.7</p> <p>d3 + d5 Maximum separation between 2 required staircases Max. 48m, see Clause B11.3(b) (Applicable to all Use Classifications)</p> <p>a – b or d3 + d5 whichever the less Minimum separation between 2 required staircases Min. 6m, see Clause B10.2(b) (Applicable to all Use Classifications)</p> <p>R1 and R2 Rooms required to be provided with 2 exit doors See Clause B11.6</p> |

| Item | Paragraph/ Table | October 2015 version | Amendments |
|------|------------------------------------|---|---|
| 11. | Diagram B3: Open Plan Layout |  <p>Notes:</p> <p>d1 Travel distance based on two exits being available</p> <p>d2 Deadend travel distance</p> | <p>Diagram B3: Open Plan Layout for Use Classifications 3 to 8</p>  <p>Notes:</p> <p>E Exit door with required FRR See Clause B10.4(b)</p> <p>d1 Deadend travel distance See Clauses B11.2(b)(i) & (c)(i) and B11.7</p> <p>d2 Travel distance based on two exits being available See Clauses B11.3(a)(ii)&(iii), B11.6 and B11.7</p> <p>d1 + d3 Travel distance based on a point of choice being available See Clauses B11.3(a)(ii)&(iii) B11.6 and B11.7</p> <p>C/S Fire compartment or storey required to be provided with 2 exit doors See Clause B11.6(b)</p> |

| Item | Paragraph/ Table | October 2015 version | Amendments | | | | | | | | | | | | | | | | | | | | | | | | | | | | | | | | | | | | | | | |
|---------------------------------------|--|---|------------|-----------|--|----|-------------------------|------------------|---------|-----------------|---------------------|--------------|-----------------|------------------------------|----|--|---------------------|--|---|-----------------------------|---------------------|----|-------------------------|-----------------------------|--------------|--|---|--------------|--|---|---------|--|--|----|--|-------------------------------|---------------------------------------|--|------------------------------|----|--|------------------|
| 12. | Diagram B4: Balcony Approach | <div></div> <p>Notes:</p> <table><tr><td>E</td><td>Exit door</td><td></td></tr><tr><td>d1</td><td>Deadend travel distance</td><td>See Clause B11.2</td></tr><tr><td>d2 + d4</td><td>Travel distance</td><td>See Clause B11.3(a)</td></tr><tr><td>d1 + d5 + d6</td><td>Travel distance</td><td>See Clauses B11.2 & B11.3(a)</td></tr><tr><td>d3</td><td>Maximum separation between 2 required staircases</td><td>See Clause B11.3(b)</td></tr></table> | E | Exit door | | d1 | Deadend travel distance | See Clause B11.2 | d2 + d4 | Travel distance | See Clause B11.3(a) | d1 + d5 + d6 | Travel distance | See Clauses B11.2 & B11.3(a) | d3 | Maximum separation between 2 required staircases | See Clause B11.3(b) | <div></div> <p>Notes:</p> <table><tr><td>E</td><td>Exit door with required FRR</td><td>See Clause B10.4(b)</td></tr><tr><td>d1</td><td>Deadend travel distance</td><td>See Clauses B11.2 and B11.7</td></tr><tr><td>d2 + d3 + d4</td><td>Maximum travel distance (Not applicable to Use Classifications 1 & 2)</td><td>Max. 45m, see Clauses B11.3(a)(ii)&(iii), B11.6 and B11.7</td></tr><tr><td>d1 + d5 + d6</td><td>Maximum travel distance (Not applicable to Use Classifications 1 & 2)</td><td>Max. 45m, see Clauses B11.3(a)(ii)&(iii), B11.6 and B11.7</td></tr><tr><td>d5 + d6</td><td>Maximum travel distance (Applicable to Use Classifications 1 & 2)</td><td>Max. 45m, see Clauses B11.3(a)(i), B11.6 and B11.7</td></tr><tr><td>d7</td><td>Maximum separation between 2 required staircases</td><td>Max. 48m, see Clause B11.3(b)</td></tr><tr><td>a ••••• b or d7 whichever the less</td><td>Minimum separation between 2 required staircases</td><td>Min. 6m, see Clause B10.2(b)</td></tr><tr><td>R3</td><td>Room required to be provided with 2 exit doors</td><td>See Clause B11.6</td></tr></table> | E | Exit door with required FRR | See Clause B10.4(b) | d1 | Deadend travel distance | See Clauses B11.2 and B11.7 | d2 + d3 + d4 | Maximum travel distance (Not applicable to Use Classifications 1 & 2) | Max. 45m, see Clauses B11.3(a)(ii)&(iii), B11.6 and B11.7 | d1 + d5 + d6 | Maximum travel distance (Not applicable to Use Classifications 1 & 2) | Max. 45m, see Clauses B11.3(a)(ii)&(iii), B11.6 and B11.7 | d5 + d6 | Maximum travel distance (Applicable to Use Classifications 1 & 2) | Max. 45m, see Clauses B11.3(a)(i), B11.6 and B11.7 | d7 | Maximum separation between 2 required staircases | Max. 48m, see Clause B11.3(b) | a ••••• b or d7 whichever the less | Minimum separation between 2 required staircases | Min. 6m, see Clause B10.2(b) | R3 | Room required to be provided with 2 exit doors | See Clause B11.6 |
| E | Exit door | | | | | | | | | | | | | | | | | | | | | | | | | | | | | | | | | | | | | | | | | |
| d1 | Deadend travel distance | See Clause B11.2 | | | | | | | | | | | | | | | | | | | | | | | | | | | | | | | | | | | | | | | | |
| d2 + d4 | Travel distance | See Clause B11.3(a) | | | | | | | | | | | | | | | | | | | | | | | | | | | | | | | | | | | | | | | | |
| d1 + d5 + d6 | Travel distance | See Clauses B11.2 & B11.3(a) | | | | | | | | | | | | | | | | | | | | | | | | | | | | | | | | | | | | | | | | |
| d3 | Maximum separation between 2 required staircases | See Clause B11.3(b) | | | | | | | | | | | | | | | | | | | | | | | | | | | | | | | | | | | | | | | | |
| E | Exit door with required FRR | See Clause B10.4(b) | | | | | | | | | | | | | | | | | | | | | | | | | | | | | | | | | | | | | | | | |
| d1 | Deadend travel distance | See Clauses B11.2 and B11.7 | | | | | | | | | | | | | | | | | | | | | | | | | | | | | | | | | | | | | | | | |
| d2 + d3 + d4 | Maximum travel distance (Not applicable to Use Classifications 1 & 2) | Max. 45m, see Clauses B11.3(a)(ii)&(iii), B11.6 and B11.7 | | | | | | | | | | | | | | | | | | | | | | | | | | | | | | | | | | | | | | | | |
| d1 + d5 + d6 | Maximum travel distance (Not applicable to Use Classifications 1 & 2) | Max. 45m, see Clauses B11.3(a)(ii)&(iii), B11.6 and B11.7 | | | | | | | | | | | | | | | | | | | | | | | | | | | | | | | | | | | | | | | | |
| d5 + d6 | Maximum travel distance (Applicable to Use Classifications 1 & 2) | Max. 45m, see Clauses B11.3(a)(i), B11.6 and B11.7 | | | | | | | | | | | | | | | | | | | | | | | | | | | | | | | | | | | | | | | | |
| d7 | Maximum separation between 2 required staircases | Max. 48m, see Clause B11.3(b) | | | | | | | | | | | | | | | | | | | | | | | | | | | | | | | | | | | | | | | | |
| a ••••• b or d7 whichever the less | Minimum separation between 2 required staircases | Min. 6m, see Clause B10.2(b) | | | | | | | | | | | | | | | | | | | | | | | | | | | | | | | | | | | | | | | | |
| R3 | Room required to be provided with 2 exit doors | See Clause B11.6 | | | | | | | | | | | | | | | | | | | | | | | | | | | | | | | | | | | | | | | | |

| Item | Paragraph/ Table | October 2015 version | Amendments |
|------|---------------------|---|--|
| 13. | Clause C16.2 | Fire rated doors to a required staircase forming part of a protected exit and its protected lobby should remain closed. Other fire rated doors are allowed to be held open provided that the hold-open device can be released manually and upon actuation of a smoke detection system or the operation of a fire alarm system, designed and installed to the satisfaction of the Director of Fire Services. | Fire rated doors to a required staircase forming part of a protected exit and its protected lobby should remain closed. Other fire rated doors are allowed to be held open provided that the hold-open device complies with requirements in Clause B13.8. |
| 14. | Clause C17.1 | The area for refuge on every refuge floor in a building should be separated from the rest of the building, including vertical shafts or ducts passing through such floor, by walls and floors having an FRR of not less than -/120/120. Any vertical shafts or ducts passing through a refuge floor should not open directly onto that floor. | The area for refuge on every refuge floor in a building should be separated from the rest of the building, including vertical shafts or ducts passing through such floor, by walls having an FRR of not less than -/120/120 and by floors having an FRR of not less than 120/120/120. Any vertical shafts or ducts passing through a refuge floor should not open directly onto that floor. |
| 15. | Clause D17.4 | The doors of the lobby to a firefighting and rescue stairway should have an FRR of not less than that required for the walls therein and | The doors of the lobby to a firefighting and rescue stairway should have an FRR of not less than that required for the walls therein and complying with the requirements in Table C2 and Clause C16.5. They should not be fitted with any |

| Item | Paragraph/ Table | October 2015 version | Amendments |
|------|---------------------|--|--|
| | | <p>complying with the requirements in Table C2 and Clause C16.5. They should not be fitted with any bolts, locks or other fastenings except that, if for security reasons, the door between the lobby and the floor served may be fitted with a lock which is openable from the floor side without the use of a key. If a locking device is electrically operated, the lock should be capable of automatic release upon actuation of an automatic heat or smoke detection system or the operation of an alarm system or a central manual override designed and installed to the satisfaction of the Director of Fire Services. Upon power failure, the electrical locking device shall also release automatically.</p> | <p>bolts, locks or other fastenings except that, if for security reasons, the door between the lobby and the floor served may be fitted with a lock which is openable from the floor side without the use of a key. If a locking device is electrically operated, the lock should comply with requirements in Clause B13.2.</p> |
| 16. | Clause E1.3 | <p>Relevant parts of the International standard of ISO and the national standards stipulated in this Part are considered acceptable to the Building Authority for demonstrating the fire properties of the building elements and components. Where it is intended to use</p> | <p>Relevant parts of the international standard of ISO and the national standards stipulated in this Part are considered acceptable to the Building Authority for demonstrating the fire properties of the building elements and components. The Building Authority may also accept the corresponding latest versions of these standards as meeting the above requirements. Where it is intended to use other standards, authorized persons should demonstrate complying with Clause E16.2</p> |

| Item | Paragraph/ Table | October 2015 version | Amendments |
|------|---------------------|--|---|
| | | other standards, authorized persons should demonstrate complying with Clause E16.2 that such standards are equivalent or not inferior to the international or the national standards stipulated in this Part. | that such standards are equivalent or not inferior to the international or the national standards stipulated in this Part. |
| 17. | Clause E13.1 | <p>Linings of internal wall and ceiling and decorative finishes in the following Use Classifications, where the combustibility is required to be controlled, should comply with the following when tested in accordance with BS EN 13501-1:2007:</p> <p>(a) All Use Classifications – within protected exits, Classification C of Table E1;</p> <p>(b) Use Classification 3 – general accommodations (including corridors, circulation spaces and rooms) that are not forming the protected exit, Classification B or above of Table E1;</p> <p>(c) Use Classification 5a – within cinemas, auditoria and theatres, Classification C or above of Table E1;</p> <p>When tested in accordance with the British</p> | <p>Linings of internal wall and ceiling and decorative finishes in the following Use Classifications should comply with the following when tested in accordance with BS EN 13501-1:2007:</p> <p>(a) All Use Classifications – within protected exits, Classification C of Table E1;</p> <p>(b) Use Classification 3 – general accommodations (including corridors, circulation spaces and rooms) that are not forming the protected exit, Classification B or above of Table E1;</p> <p>(c) Use Classification 5a – within cinemas, auditoria and theatres, Classification C or above of Table E1;</p> <p>When tested in accordance with the British Standards, the performance should meet the equivalent European classification in Table E1.</p> |

| Item | Paragraph/ Table | October 2015 version | Amendments |
|------|---------------------|--|--|
| | | Standards, the performance should meet the equivalent European classification in Table E1. | |
| 18. | Clause E14.1 | <p>Linings and coverings of floors, where the combustibility is required to be controlled, should comply with the following when tested in accordance with BS EN 13501-1:2007:</p> <p>(a) All Use Classifications – within protected exits, Classification C of Table E1;</p> <p>(b) Use Classification 3 – general accommodation (including corridors, circulation spaces and rooms) that are not forming the protected exit, Classification B or above of Table E1;</p> <p>(c) Use Classification 5a – within cinemas, auditoria and theatres, Classification C or above of Table E1.</p> <p>When tested in accordance with the British Standards, the performance should meet the equivalent European classification in Table E1.</p> | <p>Linings and coverings of floors should comply with the following when tested in accordance with BS EN 13501-1:2007:</p> <p>(a) All Use Classifications – within protected exits, Classification C of Table E1;</p> <p>(b) Use Classification 3 – general accommodation (including corridors, circulation spaces and rooms) that are not forming the protected exit, Classification B or above of Table E1;</p> <p>(c) Use Classification 5a – within cinemas, auditoria and theatres, Classification C or above of Table E1.</p> <p>When tested in accordance with the British Standards, the performance should meet the equivalent European classification in Table E1.</p> |

| Item | Paragraph/ Table | October 2015 version | Amendments |
|------|---------------------|----------------------|--|
| 19. | Clause E17.1 | - | <p>Section 7- Durability</p> <p>Subsection E17 – Laminated or Multi-laminated Glass Assemblies for Structural Use</p> <p>Clause E17.1</p> <hr/> <p>Glass requiring an FRR commonly uses a clear intumescent interlayer “gel” in a laminated or multi-laminated glass assembly. Such laminated glass should be tested in accordance with BS EN ISO 12543, <i>Glass in building – Laminated glass and laminated safety glass</i>.</p> |

Amendments to the Code of Practice for Fire Safety in Buildings 2011 (June 2023 Edition)
(September 2024)




Legends:

 Amended

 Deleted

(9/2024)

Corrigenda to the Code of Practice for Fire Safety in Buildings 2011 (FS Code) (September 2024)

| Item | Paragraph/ Table | June 2023 Edition | Amendments |
|------|---------------------|--|---|
| 1. | Clause E10.1 | <p>Any product that complies with one of the following is considered to be non-combustible:</p> <p>(a) Class A1 in BS-EN 13501-1:2007, <i>Fire classification of construction products and building elements - Classification using data from reaction to fire tests</i>;</p> <p>(b) BS EN ISO 1182:2010, <i>Reaction to fire tests for products. Non-combustibility test and BS EN ISO 1716:2010 Reaction to fire tests for products. Determination of the gross heat of combustion (calorific value)</i>;</p> <p>(c) BS 476-4:1970, <i>Fire tests on building materials and structures. Part 4: Non-combustibility test for materials</i>.</p> | <p>Any product that complies with one of the following is considered to be non-combustible:</p> <p>(a) Class A1 in BS-EN 13501-1:2007, <i>Fire classification of construction products and building elements - Classification using data from reaction to fire tests</i>. To satisfy Class A1, the product should be tested in accordance with  BS EN ISO 1182:2010, <i>Reaction to fire tests for products – Non-combustibility test</i> and BS EN ISO 1716:2010, <i>Reaction to fire tests for products. Determination of the gross heat of combustion (calorific value)</i>;</p> <p> (b) BS 476-4:1970, <i>Fire tests on building materials and structures. Part 4: Non-combustibility test for materials</i>.</p> <p></p> |

| Item | Paragraph/ Table | June 2023 Edition | Amendments |
|------|---------------------|-------------------|---|
| 2. | Clause E10.2 | - | <p>Save as provided in Clause E10.1, building-integrated photovoltaic (BIPV) systems should comply with the minimum standard of Class A2-s1, d0 in BS-EN 13501-1:2007, <i>Fire classification of construction products and building elements - Classification using data from reaction to fire tests</i>. To satisfy Class A2-s1, d0, the BIPV should be tested in accordance with BS EN ISO 1182:2010, <i>Reaction to fire tests for products – Non-combustibility test</i> or BS EN ISO 1716:2010, <i>Reaction to fire tests for products. Determination of the gross heat of combustion (calorific value)</i>; and BS EN 13823:2010, <i>Reaction to fire tests for building products. Building products excluding floorings exposed to the thermal attack by a single burning item</i>.</p> <p>Commentary</p> <p>BIPV is the integration of solar power generating products into the building envelope, serving both the functions of a building envelope and a power generator.</p> <p>The combustibility requirements in this clause are specifically intended for external wall, cladding, curtain wall or skylight constructed of or integrated with photovoltaic systems.</p> <p>The requirements on provision of natural lighting should be observed for adoption of BIPV systems in prescribed windows under Building (Planning)</p> |

| Item | Paragraph/ Table | June 2023 Edition | Amendments |
|------|---------------------|-------------------|--|
| | | | <p>Regulations 30 and 31. In addition, the requirement of visible light transmittance should be observed as appropriate under PNAP APP-156 and the Guidelines on Design and Construction Requirements for Energy Efficiency of Residential Buildings.</p> <p>In respect of electricity safety, the design, installation, operation and maintenance of BIPV systems and associated components including junction box, wiring, switch board, etc. should comply with the Electrical and Mechanical Services Department's requirements.</p> |

| Item | Paragraph/ Table | June 2023 Edition | Amendments |
|------|---------------------|---|--|
| 3. | Clause E11.1 | <p>Materials of limited combustibility are classified as Class A2-s3, d2 or better in accordance with:</p> <p>(a) BS EN 13501-1:2007, <i>Fire classification of construction products and building elements, Part 1 – Classification using data from reaction to fire tests</i> to BS EN ISO 1182:2002, <i>Reaction to fire tests for building products – Non-combustibility test</i>;</p> <p>(b) BS EN ISO 1716:2010, <i>Reaction to fire tests for products. Determination of the gross heat of combustion (calorific value)</i> and BS EN 13823:2010, <i>Reaction to fire tests for building products. Building products excluding floorings exposed to the thermal attack by a single burning item</i>.</p> | <p>Materials of limited combustibility [REDACTED] should comply with the minimum standard of Class A2-s3, d2 [REDACTED] in [REDACTED] BS EN 13501-1:2007, <i>Fire classification of construction products and building elements, Part 1 – Classification using data from reaction to fire tests</i>. To satisfy Class A2-s3, d2, the materials should be tested in accordance with [REDACTED] BS EN ISO 1182: [REDACTED] 2010, <i>Reaction to fire tests for [REDACTED] products – Non-combustibility test [REDACTED] or BS EN ISO 1716:2010, Reaction to fire tests for products. Determination of the gross heat of combustion (calorific value)</i>; and BS EN 13823:2010, <i>Reaction to fire tests for building products. Building products excluding floorings exposed to the thermal attack by a single burning item</i>.</p> |