

To: All Authorized Persons
Registered Structural Engineers
Registered Geotechnical Engineers
Registered Inspectors
Registered General Building Contractors
Registered Specialist Contractors
Registered Minor Works Contractors

5 September 2016

Dear Sir/Madam,

Amendments to Code of Practice for Demolition of Buildings 2004

Subsequent to the publication of the Code of Practice for Demolition of Buildings 2004 (the Code), a Technical Committee (TC) was set up in March 2008 aiming to keep pace with the use of the Code in the local industry and the latest developments of technology, methodology and safety measure for the building demolition.

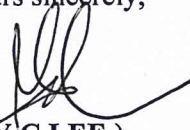
2. Having accomplished a comprehensive code review by the TC, I would like to announce that certain amendments to the Code have been made and uploaded to the website of the Buildings Department at www.bd.gov.hk. The amendments include the following major issues:-

- (i) incorporating the statutory role of Registered Geotechnical Engineer in building demolition with geotechnical concern and the prevailing building control regime of Minor Works Control System;
- (ii) enhancing safety measures to stabilize the critical portions of scaffold system including the catchfan projection under strong wind and typhoon period;
- (iii) providing an extra layer of heavy duty net to the scaffold for site safety against the unexpected falling debris from demolition;
- (iv) giving additional design guidance to facilitate demolition by use of machinery and demolition of aged buildings designed to LCC design codes; and
- (v) updating the information of the designated waste disposal facilities provided by the Government and the procedures on debris handling.

/3...

3. The above amendments to the Code are implemented with immediate effect as acceptable standard for execution of building demolition under the Buildings Ordinance. Demolition plans prepared in compliance with the original version of the Code will be accepted during a 3-month grace period commencing from the date of this circular letter. After the expiry of the 3-month grace period, only relevant demolition plans designed to the amended version of the Code will be accepted, except for amendment submissions where approval for demolition plans with design adopting the original version of the Code has been given.

Yours sincerely,



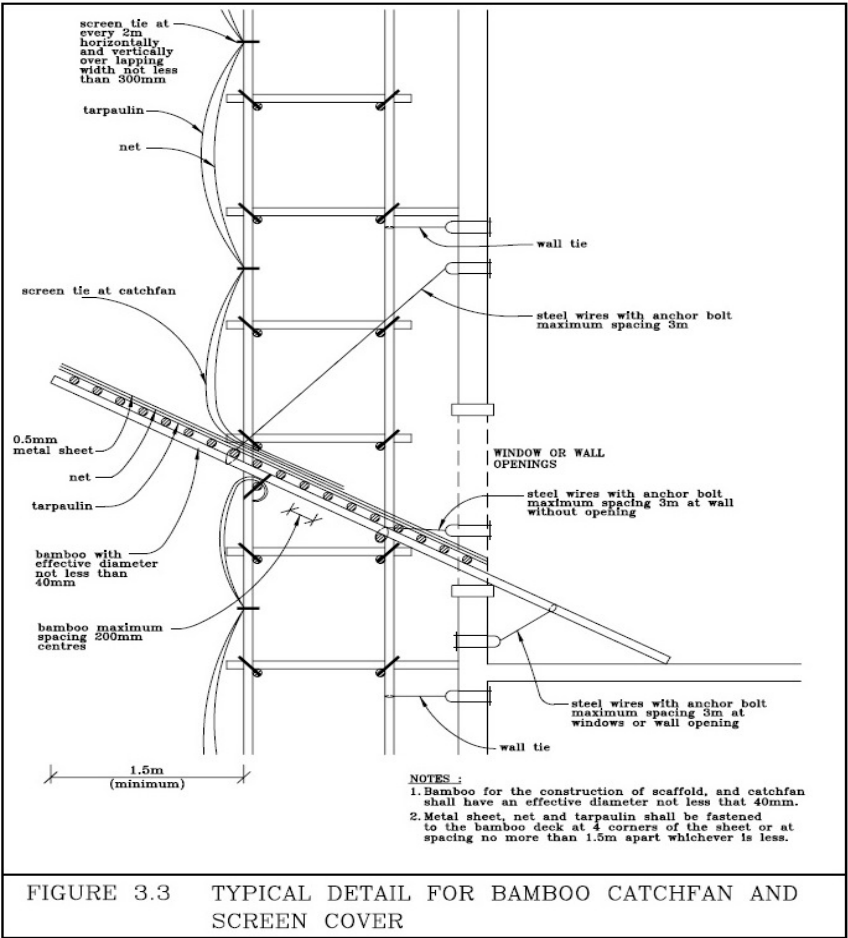

(Y C L E E)

Assistant Director / New Buildings 2
For Building Authority

Item	Clause	Current Version	Amendments	Remarks
3	2.1.1 (A)	Prior to the Building Survey, the existing record plan, including layout plan showing adjoining properties, pedestrian walkway, roads and street, etc. shall be retrieved.	Prior to the Building Survey, the existing record plan, including layout plan showing adjoining properties, pedestrian walkway, roads and street, etc. should be retrieved. If record plans are not available, an on-site survey and, if necessary, material testing should be conducted. Legend: ■ New/Revised Phrase	There are cases that record plans are not available.
4	2.1.1 (B) (1)	The construction materials;	The age of building and construction materials, any dilapidation and degree of deterioration on any external building façade facing streets and any structures projecting over streets. Legend: ■ New/Revised Phrase	The age of building and degree of deterioration should be incorporated in the scope of building survey.
5	2.1.2 (B) (1)	The structural materials used;	The age of building and structural materials used; Legend: ■ Revised Phrase	The age of building should be incorporated in the scope of structural survey.
6	2.1.2 (B) (9)	The nature of walls, whether it is blockwall, reinforced concrete walls, load bearing walls or partition walls;	The nature of walls, whether it is blockwall, reinforced concrete walls, load bearing walls, partition walls, screen wall or retaining walls; Legend: ■ Revised Phrase	The nature of walls should include screen wall or retaining walls.
7	3.1	Site safety features shall emphasise protection of the public, particularly, the pedestrian and vehicular traffic and the adjacent properties. Proper safety features shall be designed by the Authorized Person / Registered Structural Engineer to make sure that the demolition can be carried out safely and the site personnel is protected. The Registered Specialist Contractor (Demolition) shall carry out the demolition works including precautionary measures in accordance with the approved plans and other related documents, and provide continuous supervision to the works.	Site safety features should emphasise protection of the public, particularly, the pedestrian and vehicular traffic and the adjacent properties. Proper safety features should be designed by the Authorized Person / Registered Structural Engineer / Registered Geotechnical Engineer to make sure that the demolition can be carried out safely and the site personnel is protected. The Registered Specialist Contractor (Demolition) should carry out the demolition works including precautionary measures in accordance with the approved plans and other related documents, and provide continuous supervision to the works. Legend: ■ Revised Phrase	Inclusion of the statutory responsibility of Registered Geotechnical Engineer to correspond with to the Buildings Ordinance and PNAP APP-21 for demolition of buildings involving slopes, retaining walls and other geotechnical aspects.

Item	Clause	Current Version	Amendments	Remarks
8	3.2 Para. 1	The primary purpose of hoarding and covered walkway is to provide protection of the public during the construction or demolition of buildings. Generally, hoarding isolates the demolition site from the public, thus preventing unauthorized access and trespassing. The covered walkway, in conjunction with catch platform, provides additional protection to the pedestrian traffic against falling debris. The Authorized Person / Registered Structural Engineer shall design them to suit individual site circumstances. Suggested designs for hoarding, covered walkway and catch platform are listed in the following:.....	The primary purpose of hoarding and covered walkway is to provide protection of the public during the construction or demolition of buildings. Generally, hoarding isolates the demolition site from the public, thus preventing unauthorized access and trespassing. The covered walkway, in conjunction with catch platform, provides additional protection to the pedestrian traffic against falling debris. The Authorized Person / Registered Structural Engineer/ Registered Geotechnical Engineer should design them to suit individual site circumstances. Suggested designs for hoarding, covered walkway and catch platform are listed in the following:..... Legend: ■ Revised Phrase	ditto
9	3.3.1 (B)	The requirements of the Code of Practice for Bamboo Scaffolding Safety have to be complied with. In addition, structural ties to the building structure shall be provided in accordance with manufacturer's recommendations. Bamboo scaffold shall be tied to sound anchors at intervals of not more than 4m in both horizontal and vertical directions. If the scaffold is higher than 15m, steel brackets anchored to the existing building structure or other support system shall be provided at interval of not more than 15m to support the scaffold.	The requirements of the Code of practice for Bamboo Scaffolding Safety and Guidelines on the Design and Construction of Bamboo Scaffolds have to be complied with. In addition, structural ties and struts to the building structure should be provided in accordance with manufacturer's recommendation. Bamboo scaffold should be tied to sound anchors at intervals of not more than 4m in both horizontal and vertical directions. Sufficient ties and struts of adequate strength should be provided to secure the cantilevered portion extended above the top most floor. If the scaffold is higher than 15m, steel brackets anchored to the existing building structure or other support system should be provided at interval of not more than 15m to support the scaffold. Legend: ■ New/Revised Phrase	BD's Guidelines on Design and Construction of Bamboo Scaffolds should be included. There are safety concerns on the stability of the unsecured scaffold system under strong wind, in particular those projecting above the top most floor.
10	3.3.1 (D)	Dismantling of the scaffolds shall coincide with the demolition progress. When the wall ties are disconnected due to the demolition of the building structure, the unsecured section of the scaffolds shall be removed accordingly. The unbraced sections shall not be higher than 2m from the nearest anchor.	Dismantling of the scaffolds should coincide with the demolition progress. When the wall ties and struts are disconnected due to the demolition of the building structure, the unsecured section of the scaffolds should be removed accordingly. The unbraced sections should not be higher than 2m from the nearest anchor. Sufficient ties and struts of adequate strength should be provided to secure the cantilevered portion extended above the floor being demolished. Legend: ■ New/Revised Phrase	There are safety concerns on the stability of the unsecured scaffold system under strong wind, in particular those projecting above the floor being demolished.

Item	Clause	Current Version	Amendments	Remarks																								
11	3.3.2 (C) (1)	<p>Heavy duty nets shall be relatively light weight and have good retaining capability for small debris. The material shall resist ultra-violet light deterioration. The nets shall be secured to the scaffold and at the catchfan so that debris can be retained and not deflected onto the ground.</p> <p>The net shall meet the minimum requirements as listed in Table 3.3 or approved equivalent.</p> <p>Table 3.3 Minimum Specification for Polyethylene Net</p> <table border="1"> <thead> <tr> <th>Criteria</th> <th>Minimum Requirement</th> </tr> </thead> <tbody> <tr> <td>material</td> <td>polyethylene</td> </tr> <tr> <td>string diameter</td> <td>1 mm</td> </tr> <tr> <td>plys</td> <td>16</td> </tr> <tr> <td>mesh grid opening</td> <td>20 mm</td> </tr> <tr> <td>weight</td> <td>130 g/m²</td> </tr> </tbody> </table>	Criteria	Minimum Requirement	material	polyethylene	string diameter	1 mm	plys	16	mesh grid opening	20 mm	weight	130 g/m ²	<p>Heavy duty nets should be relatively light weight and have good retaining capability for small debris. The material should resist ultra-violet light deterioration. The nets should be secured to the scaffold and at the catchfan so that debris can be retained and not deflected onto the ground.</p> <p>The net should meet the minimum requirements as listed in Table 3.3 or approved equivalent.</p> <p>Table 3.3 Minimum Specification for Polyethylene Net</p> <table border="1"> <thead> <tr> <th>Criteria</th> <th>Minimum Requirement</th> </tr> </thead> <tbody> <tr> <td>material</td> <td>polyethylene</td> </tr> <tr> <td>string diameter</td> <td>1 mm</td> </tr> <tr> <td>plys</td> <td>16</td> </tr> <tr> <td>mesh grid opening</td> <td>20 mm</td> </tr> <tr> <td>weight</td> <td>130 g/m²</td> </tr> </tbody> </table> <p>Where appropriate, an additional layer of heavy duty nylon net of minimum 3.5mm diameter with mesh grid opening of 50mm (maximum) additional to the tarpaulin sheet and the polyethylene net may be provided to catch the unexpected falling debris from demolition.</p> <p>Legend: should New/Revised Phrase</p>	Criteria	Minimum Requirement	material	polyethylene	string diameter	1 mm	plys	16	mesh grid opening	20 mm	weight	130 g/m ²	<p>The polyethylene net is only adequate for collecting small falling debris from demolition. Bigger concrete fragments due to breaking of external elements with pneumatic breaker or crusher can easily punch through the net and fell off the scaffolds or catchfan.</p>
Criteria	Minimum Requirement																											
material	polyethylene																											
string diameter	1 mm																											
plys	16																											
mesh grid opening	20 mm																											
weight	130 g/m ²																											
Criteria	Minimum Requirement																											
material	polyethylene																											
string diameter	1 mm																											
plys	16																											
mesh grid opening	20 mm																											
weight	130 g/m ²																											
12	3.3.2 (D)	<p>Tarpaulin shall be light weight and constructed of fire retardant materials.</p> <p>The fire retardant characteristic of the tarpaulin shall meet either one of the following requirements:</p> <p>(1) Class B material as specified in British Standard 5867; (2) Flame retardant test for certain items, light weight cloths methods, provided by the Fire Retardant Regulations for Protective Canvas for Construction, Japan Ministerial Ordinance of the Ministry of Home Affair; or (3) Any equivalent standard criteria or testing.</p>	<p>Tarpaulin should be light weight and constructed of fire retardant materials.</p> <p>The fire retardant characteristic of the tarpaulin should meet either one of the following requirements:</p> <p>(1) Material of Type B performance as specified in British Standard 5867; (2) Flame retardant test for certain items, light weight cloths methods, provided by the Fire Retardant Regulations for Protective Canvas for Construction, Japan Ministerial Ordinance of the Ministry of Home Affair; or</p>	<p>The material type should be corrected to tally with the material type specified in BS 5867.</p>																								

Item	Clause	Current Version	Amendments	Remarks
			<p>(3) Any equivalent standard criteria or testing.</p> <p>Legend: Revised Phrase</p>	
13	3.4.2 Figure 3.3 in page 23		<p style="text-align: center;">  Revised Fig 3.3.pdf (refer to attached revised figure) Legend: New/Revised Phrase </p>	<p>An additional layer of heavy duty nylon net is to be added for additional safety measure, where appropriate, as recommended in Item 10 above.</p> <p>The catchfan decking arrangement with the metal sheet on top would pose danger under strong wind and typhoon as the metal sheet could easily rip off and blown to the street and causing unnecessary safety hazard to the public. Provision of an additional layer of bamboo with ties on top of the 0.5mm metal sheet is recommended.</p> <p>It is a common practice being adopted by the contractors in the industry to secure the bamboo catchfan supports onto building wall or other structural elements by use of through-bolts besides anchor bolts.</p>
14	3.5.1 (A) Para. 3	<p>On the other hand, temporary supports shall be removed as much as possible and practicable after demolition. In the case when temporary supports have to remain, the Owner, his Authorized Person, Registered Structural Engineer and Registered Specialist Contractor (Demolition) shall be responsible for routine inspection and maintenance of such temporary works until they are completely removed.</p>	<p>On the other hand, temporary supports should be removed as much as possible and practicable after demolition. In the case when temporary supports have to remain, the Owner, his Authorized Person, Registered Structural Engineer, Registered Geotechnical Engineer and Registered Specialist Contractor (Demolition) should be responsible for routine inspection and maintenance of such temporary works until they are completely removed.</p> <p>Legend: Revised Phrase</p>	<p>Inclusion of the statutory responsibility of Registered Geotechnical Engineer to correspond with the Buildings Ordinance and PNAP APP-21 for demolition of buildings involving slopes, retaining walls and other geotechnical aspects.</p>

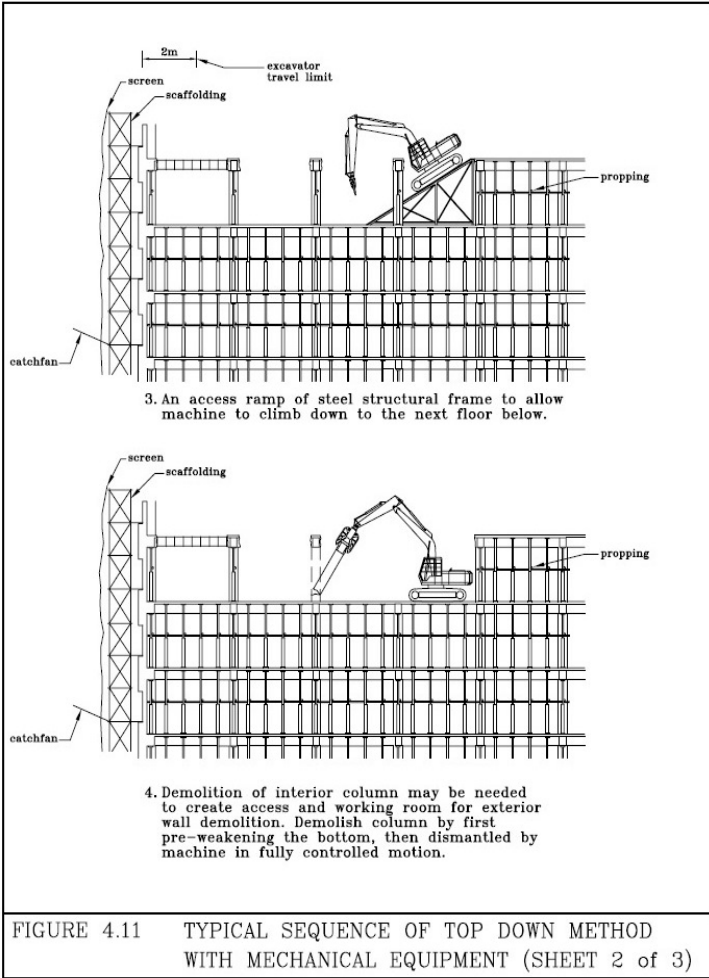

Item	Clause	Current Version	Amendments	Remarks																																																		
15	3.5.1 (C)	<p>Catch platform shall be provided on top of the covered walkway in accordance with the requirements and design criteria as described in 3.2.</p> <p>Catch platform shall also be provided underneath structural elements when the area adjacent to or directly underneath the said structural element requires protection from falling debris or other potential hazard caused by the demolition. These structural elements generally include, but are not limited to, projected canopies and balconies. Depending on the demolition process, catch platforms may be required underneath special structures such as external architectural features and prestressed concrete elements. Catch platform shall be installed prior to commencement of demolition. Catch platform shall be designed to support the anticipated loading condition during the demolition process.</p>	<p>Catch platform should be provided on top of the covered walkway in accordance with the requirements and design criteria as described in 3.2.</p> <p>Catch platform should also be provided underneath structural elements when the area adjacent to or directly underneath the said structural element requires protection from falling debris or other potential hazard caused by the demolition. These structural elements generally include, but are not limited to, projected canopies and balconies, in particular any projecting structures over streets. Depending on the demolition process, catch platforms may be required underneath special structures such as external architectural features and prestressed concrete elements. Catch platform should be installed prior to commencement of demolition. Catch platform should be designed to support the anticipated loading condition during the demolition process.</p> <p>Legend: should New/Revised Phrase</p>	Catch platform should also be provided underneath projecting structures over street.																																																		
16	3.5.5 Table 3.4	<p>Table 3.4 Propping Requirements on the Operation of Mechanical Plant on Suspended Floor</p> <table border="1"> <thead> <tr> <th>Design imposed load of floor to be demolished</th> <th>3 kPa</th> <th>5 kPa</th> <th>7.5 kPa</th> <th>12.5 kPa</th> </tr> </thead> <tbody> <tr> <td>Maximum weight of mechanical plant allowed</td> <td>11,600 kg</td> <td>11,600 kg</td> <td>11,600 kg</td> <td>11,600 kg</td> </tr> <tr> <td>Minimum no. of consecutive floors required to distribute mechanical plant loading, through propping</td> <td>5</td> <td>3</td> <td>2</td> <td>2</td> </tr> <tr> <td>Minimum no. of consecutive floors required to distribute localised loading from temporary ramp, through propping</td> <td>5</td> <td>4</td> <td>3</td> <td>2</td> </tr> <tr> <td>Maximum spacing of steel props in each direction</td> <td>1.2m</td> <td>1.2m</td> <td>1.2m</td> <td>1.2m</td> </tr> </tbody> </table>	Design imposed load of floor to be demolished	3 kPa	5 kPa	7.5 kPa	12.5 kPa	Maximum weight of mechanical plant allowed	11,600 kg	11,600 kg	11,600 kg	11,600 kg	Minimum no. of consecutive floors required to distribute mechanical plant loading, through propping	5	3	2	2	Minimum no. of consecutive floors required to distribute localised loading from temporary ramp, through propping	5	4	3	2	Maximum spacing of steel props in each direction	1.2m	1.2m	1.2m	1.2m	<p>Table 3.4 Propping Requirements on the Operation of Mechanical Plant on Suspended Floor</p> <table border="1"> <thead> <tr> <th>Design imposed load of floor to be demolished</th> <th>3 kPa</th> <th>5 kPa</th> <th>7.5 kPa</th> <th>12.5 kPa</th> </tr> </thead> <tbody> <tr> <td>Maximum weight of mechanical plant allowed</td> <td>11,600 kg</td> <td>11,600 kg</td> <td>11,600 kg</td> <td>11,600 kg</td> </tr> <tr> <td>Minimum no. of consecutive floors required to distribute mechanical plant loading, through propping</td> <td>5</td> <td>3</td> <td>2</td> <td>2</td> </tr> <tr> <td>Minimum no. of consecutive floors required to distribute localised loading from temporary ramp, through propping</td> <td>5</td> <td>4</td> <td>3</td> <td>2</td> </tr> <tr> <td>Maximum spacing of steel props in each direction</td> <td>1.2m</td> <td>1.2m</td> <td>1.2m</td> <td>1.2m</td> </tr> </tbody> </table> <p>Note: For propping arrangement differs from Table 3.4, a full structural substantiation has to be provided by the Registered Structural Engineer. Special attention should be paid to the old buildings designed to LCC design codes with a lower design capacity in permissible material stress.</p> <p>Legend: Note New Phrase</p>	Design imposed load of floor to be demolished	3 kPa	5 kPa	7.5 kPa	12.5 kPa	Maximum weight of mechanical plant allowed	11,600 kg	11,600 kg	11,600 kg	11,600 kg	Minimum no. of consecutive floors required to distribute mechanical plant loading, through propping	5	3	2	2	Minimum no. of consecutive floors required to distribute localised loading from temporary ramp, through propping	5	4	3	2	Maximum spacing of steel props in each direction	1.2m	1.2m	1.2m	1.2m	For old buildings designed to the prevailing LCC design codes in 1952 with a lower design capacity in permissible material stress, the floor slabs may be overstressed under the proposed propping arrangement. However, 3.5.3(C)(4) has specified that the load capacity of the floor slabs may be increased by distributing the loads through the use of sleepers and base plates.
Design imposed load of floor to be demolished	3 kPa	5 kPa	7.5 kPa	12.5 kPa																																																		
Maximum weight of mechanical plant allowed	11,600 kg	11,600 kg	11,600 kg	11,600 kg																																																		
Minimum no. of consecutive floors required to distribute mechanical plant loading, through propping	5	3	2	2																																																		
Minimum no. of consecutive floors required to distribute localised loading from temporary ramp, through propping	5	4	3	2																																																		
Maximum spacing of steel props in each direction	1.2m	1.2m	1.2m	1.2m																																																		
Design imposed load of floor to be demolished	3 kPa	5 kPa	7.5 kPa	12.5 kPa																																																		
Maximum weight of mechanical plant allowed	11,600 kg	11,600 kg	11,600 kg	11,600 kg																																																		
Minimum no. of consecutive floors required to distribute mechanical plant loading, through propping	5	3	2	2																																																		
Minimum no. of consecutive floors required to distribute localised loading from temporary ramp, through propping	5	4	3	2																																																		
Maximum spacing of steel props in each direction	1.2m	1.2m	1.2m	1.2m																																																		

Item	Clause	Current Version	Amendments	Remarks
17	3.5.5 (E)	The props shall be braced to provide lateral restraints in at least 2 directions;	The props should be properly braced to provide lateral restraints in at least 2 directions with cross bracings provided at the perimeter and end bays ; Legend: New/Revised Phrase	As an enhancement to the lateral stability of the temporary propping system.
18	3.8.7 Para 2	These effects will have to be dealt with specifically in the method statement for implosion. For other mechanical demolition methods, the vibration effect is usually less than some other construction processes, such as percussive piling and blasting. In some cases, the traffic vibration caused by heavy duty tractors are more significant than that caused by mechanical demolition. In order to identify the actual cause and effect of vibration, Registered Specialist Contractors (Demolition) are advised to carry out vibration monitoring during demolition. As a general guideline, the peak particle velocities at any adjoining structure shall not exceed 15mm/sec for prolonged vibration caused by mechanical demolition..	These effects will have to be dealt with specifically in the method statement for implosion. For other mechanical demolition methods, the vibration effect is usually less than some other construction processes, such as percussive piling and blasting. In some cases, the traffic vibration caused by heavy duty tractors are more significant than that caused by mechanical demolition. In order to identify the actual cause and effect of vibration, Registered Specialist Contractors (Demolition) are advised to carry out vibration monitoring during demolition. As a general guideline, the peak particle velocities at any adjoining structure should not exceed 15mm/sec for transient vibration and 7.5mm/sec for prolonged and continuous vibration caused by mechanical demolition. Legend: New/Revised Phrase	To tally with the general guidelines on vibration limits given in PNAP APP-137.
19	3.10.1 Para 2	Existing lift shaft, light well and openings on floor may be used to convey debris down the building floors. Areas adjacent to the openings of these features used as a chute shall be barricaded when they are not in use. Warning signs shall be posted to prevent workers from entering the area. As an option, plastic chutes may be used inside the floor openings and lift wells to minimise noise and confine the falling debris.	All chutes should be designed with adequate strength and support to allow safe conveyance of debris. Existing lift shaft, light well and openings on floor may be used to convey debris down the building floors. Areas adjacent to the openings of these features used as a chute should be barricaded when they are not in use. Warning signs should be posted to prevent workers from entering the area. As an option, plastic chutes with adequate strength and support may be used inside the floor openings and lift wells to minimise noise and confine the falling debris. Legend: New/Revised Phrase	To give the performance requirement of the chutes for debris and waste handling.

Item	Clause	Current Version	Amendments	Remarks
20	3.10.2 Para 6	Broken concrete may be disposed of at construction and demolition (C&D) materials recycling facilities for processing into recycled products and aggregates for beneficial reuse. In the event that broken concrete is mixed with some other wastes, broken concrete should be sorted out on site from the mixture of wastes, before disposal at a C&D materials recycling facilities. As regards the way for facilitating the recycling of broken concrete, Authorized Persons / Registered Structural Engineers may seek advice from Civil Engineering and Development Department during the planning stage for demolition. (Web site : http://www.info.gov.hk/cedd/).	Broken concrete may be disposed of at construction and demolition (C&D) materials recycling facilities for processing into recycled products and aggregates for beneficial reuse. In the event that broken concrete is mixed with some other wastes, broken concrete should be sorted out on site from the mixture of wastes, before disposal at a C&D materials recycling facilities. As regards the way for facilitating the recycling of broken concrete, Authorized Persons / Registered Structural Engineers / Registered Geotechnical Engineers may seek advice from Civil Engineering and Development Department during the planning stage for demolition. (Web site : http://www.info.gov.hk/cedd/).	Inclusion of the statutory responsibility of Registered Geotechnical Engineer to correspond with the Buildings Ordinance and PNAP APP-21 for demolition of buildings involving slopes, retaining walls and other geotechnical aspects.
21	3.10.4	In general, the debris accumulation on the floors is not allowed unless the debris accumulation is justified by engineering calculations. Debris shall not accumulate against the hoarding or external wall. Excessive accumulation of debris may cause overloading condition and may induce lateral loading on the walls and shall be avoided. The propping design shall include the debris loading.	In general, the debris accumulation on the floors is not allowed unless the debris accumulation is justified by engineering calculations. Debris shall not accumulate against the hoarding or external wall and on the area behind or on the top of the remaining wall and/or slope. Excessive accumulation of debris may cause overloading condition and may induce lateral loading on the walls and shall be avoided. The propping design shall include the debris loading.	To tie in with 5.10.3(D).
22	3.10.5 Para 1	To avoid accumulation of debris and to make sure that they are disposed of promptly, the Authorized Person / Registered Structural Engineer should ensure that a debris disposal and management system is prepared and implemented by the Registered Specialist Contractor (Demolition).	To avoid accumulation of debris and to make sure that they are disposed of promptly, the Authorized Person / Registered Structural Engineer / Registered Geotechnical Engineer should ensure that a debris disposal and management system is prepared and implemented by the Registered Specialist Contractor (Demolition).	Inclusion of the statutory responsibility of Registered Geotechnical Engineer to correspond with the Buildings Ordinance and PNAP APP-21 for demolition of buildings involving slopes, retaining walls and other geotechnical aspects.

Item	Clause	Current Version	Amendments	Remarks
23	3.10.7 Para 3	<p>The Registered Specialist Contractor (Demolition) is advised to submit a waste management plan for the sorting, processing and disposal of C&D materials arising from or in connection with the demolition work to the Authorized Person / Registered Structural Engineer for his approval before the commencement of the works.</p>	<p>The Registered Specialist Contractor (Demolition) is advised to submit a waste management plan for the sorting, processing and disposal of C&D materials arising from or in connection with the demolition work to the Authorized Person / Registered Structural Engineer / Registered Geotechnical Engineer for his approval before the commencement of the works.</p> <p>Legend: Revised Phrase</p>	ditto
24	3.11(A)	<p>Site inspection shall be performed by the Authorized Person or his experienced and competent representative, the Registered Structural Engineer or his experienced and competent representative and the Registered Specialist Contractor (Demolition) at the corresponding frequencies not less than those specified in the Technical Memorandum for Supervision Plans and the Code of Practice for Site Safety Supervision to ensure that the temporary structures, catchfan, catch platform and other precautionary safety measures are in good condition. Any movement, damage or distortion to the temporary structures shall be identified and repaired, if necessary.</p> <p>The Registered Specialist Contractor (Demolition) shall perform a daily inspection to remove any debris accumulated on catchfans and catch platforms. The contractor's representative shall provide full time continuous site supervision and check the condition of the demolition work including the unstable and/or partially demolished structures and ensure that they are stable and safe each day before leaving the site.</p> <p>Regular inspection shall also include preventive and protective measures adopted to protect the workers' health such as dust suppression measures and personal protective measures.</p> <p>In the case when discrepancies from the Method Statement are discovered during inspection, the inspector shall report to his senior, if applicable, and keep the Authorized Person and the Registered Structural Engineer informed of the discrepancies. No further demolition shall be carried out until rectification work has been completed and written instruction to commence site work is issued by</p>	<p>Site inspection should be performed by the Authorized Person, the Registered Structural Engineer, the Registered Geotechnical Engineer or their experienced and competent representatives and the Registered Specialist Contractor (Demolition) at the corresponding frequencies not less than those specified in the Technical Memorandum for Supervision Plans and the Code of Practice for Site Safety Supervision to ensure that the temporary structures, catchfan, catch platform and other precautionary safety measures are in good condition. Any movement, damage or distortion to the temporary structures should be identified and repaired, if necessary.</p> <p>The Registered Specialist Contractor (Demolition) should perform a daily inspection to remove any debris accumulated on catchfans and catch platforms. The contractor's representative should provide full time continuous site supervision and check the condition of the demolition work including the unstable and/or partially demolished structures and ensure that they are stable and safe each day before leaving the site.</p> <p>Regular inspection should also include preventive and protective measures adopted to protect the workers' health such as dust suppression measures and personal protective measures.</p> <p>In the case when discrepancies from the Method Statement are discovered during inspection, the inspector should report to his senior, if applicable, and keep the Authorized Person, the Registered Structural Engineer and the Registered Geotechnical Engineer informed of the discrepancies. No further demolition should be carried out until rectification work has been completed and written instruction</p>	ditto

Item	Clause	Current Version	Amendments	Remarks
		the Authorized Person or the Registered Structural Engineer.	to commence site work is issued by the Authorized Person or the Registered Structural Engineer or Registered Geotechnical Engineer . Legend: ■ New/Revised Phrase	
25	3.11(B)	If any unsafe conditions are present, all demolition activities shall be immediately halted until the unsafe conditions are rectified. All unsafe condition shall be reported to Authorized Person/Registered Structural Engineer for further instruction.	If any unsafe conditions are present, all demolition activities should be immediately halted until the unsafe conditions are rectified. All unsafe condition should be reported to Authorized Person/Registered Structural Engineer/ Registered Geotechnical Engineer for further instruction. Legend: ■ New/Revised Phrase	ditto
26	3.12(C)	Supports to adjacent building structures, weather-proofing and stabilisation of exposed party walls shall be completed. A final inspection by the Authorized Person and the Registered Structural Engineer on the supports of adjacent structures shall be conducted to ensure satisfactory and safe conditions before leaving the site. If temporary shoring remains on site, inspection and maintenance as described in 3.11 shall be continued until the temporary shoring is removed or replaced by permanent supports;	Supports to adjacent building structures, weather-proofing and stabilisation of exposed party walls should be completed. A final inspection by the Authorized Person, the Registered Structural Engineer and Registered Geotechnical Engineer on the supports of adjacent structures should be conducted to ensure satisfactory and safe conditions before leaving the site. If temporary shoring remains on site, inspection and maintenance as described in 3.11 should be continued until the temporary shoring is removed or replaced by permanent supports; Legend: ■ New/Revised Phrase	ditto
27	4.3.4 (A) (1)	The in-fill bricks shall first be manually removed. The brick shall be removed from the top layer down by pushing in from outside. Work platforms erected outside the building may be used for this operation; and	The in-fill bricks should first be manually removed following the method statement stated in 4.2.4(A)(1) ; and Legend: ■ New/Revised Phrase	To tie in with the requirement of 4.2.4(A) for demolition of brick in-fill wall.

Item	Clause	Current Version	Amendments	Remarks
28	4.3.2 Figure 4.11 in page 66		 Revised Fig4.11.pdf (refer to attached revised figure) Legend: Revised Phrase	<p>It is a common practice in the industry to make use of the demolished concrete debris on site to form an access ramp wherever required between floors.</p> <p>The access ramp could be made of any suitable materials, provided that it is properly designed and safely formed.</p>
29	5.7.3(B)	<p>After completion of demolition, Soil Contamination Assessment (SCA) shall be carried out according to the SCA and Clean-up proposal agreed by the EPD. In the case when soil contamination is discovered, the contaminated soil shall be removed in its entirety and replaced with clean fills. The placement of the fill shall be under the supervision of the Authorized Person or Registered Structural Engineer or an equivalent professional. The disposal of contaminated soil shall be carried out in strict accordance with the EPD requirements. In-situ treatment of the contaminant may be applied subject to the approval of the EPD.</p>	<p>After completion of demolition, Soil Contamination Assessment (SCA) should be carried out according to the SCA and Clean-up proposal agreed by the EPD. In the case when soil contamination is discovered, the contaminated soil should be removed in its entirety and replaced with clean fills. The placement of the fill should be under the supervision of the Authorized Person or Registered Structural Engineer or Registered Geotechnical Engineer or an equivalent professional. The disposal of contaminated soil should be carried out in strict accordance with the EPD requirements. In-situ treatment of the contaminant may be applied subject to the approval of the EPD.</p> <p>Legend: New/Revised Phrase</p>	<p>Inclusion of the statutory responsibility of Registered Geotechnical Engineer to correspond with the Buildings Ordinance and PNAP APP-21 for demolition of buildings involving slopes, retaining walls and other geotechnical aspects.</p>
30	5.10.1	<p>Demolition of buildings or structures supporting land or slopes; or buildings or structures sitting on slopes or retaining walls may affect the stability of adjacent buildings, structures and land and may even create regional slope instability due to removal of toe weight.</p>	<p>Demolition of buildings or structures supporting land or slopes; or buildings or structures sitting on slopes or retaining walls may affect the stability of adjacent buildings, structures and land and may even create regional slope instability due to removal of toe weight.</p>	ditto

Item	Clause	Current Version	Amendments	Remarks
		Maintaining adequate ground support by backfilling or structural support during demolition work is important. The demolition plan should be properly engineered by a competent and experienced geotechnical engineer.	Maintaining adequate ground support by backfilling or structural support during demolition work is important. The demolition plan should be properly engineered by a Registered Geotechnical Engineer . Legend: ■ Revised Phrase	
31	6.2	For sites involving the demolition of complex structures, such as flat slab, prestressed concrete, transfer plate, hanger, long span beam (greater than 10m), steel framed construction, cantilevered structure with span greater than 1.2m and is over street, buildings which also act as earth-retaining structures supporting adjacent ground etc., a site engineer should be appointed by the Registered Specialist Contractor (Demolition) to oversee the entire process of such demolition works. The site engineer shall be a Registered Professional Engineer in the structural, civil or building discipline or he/she shall comply with the requirements as laid out in the corresponding Practice Note for Authorized Persons and Registered Structural Engineers issued by the Buildings Department from time to time.	For sites involving the demolition of complex structures, such as flat slab, prestressed concrete, transfer plate, hanger, long span beam (greater than 10m), steel framed construction, cantilevered structure with span greater than 1.2m and is over street, buildings which also act as earth-retaining structures supporting adjacent ground with a ground level difference exceeding 1.5m etc., a site engineer should be appointed by the Registered Specialist Contractor (Demolition) to oversee the entire process of such demolition works. The site engineer should be a Registered Professional Engineer in the structural, civil or building discipline or he/she should comply with the requirements as laid out in the corresponding Practice Note for Authorized Persons, Registered Structural Engineers and Registered Geotechnical Engineers issued by the Buildings Department from time to time. Legend: ■ New/Revised Phrase	To tie in with the requirements as specified in Code of Practice for Site Supervision and PNAPs, and inclusion of the statutory responsibility of Registered Geotechnical Engineer to correspond with the Buildings Ordinance and PNAP APP-21 for demolition of buildings involving slopes, retaining walls and other geotechnical aspects..
32	Appendix A – 1.10	<input type="checkbox"/> Submit Supervision Plan; <input type="checkbox"/> Submit names and details of Technically Competent Persons; <input type="checkbox"/> Submit details of operators of powered mechanical plant or equipment proposed to be used; <input type="checkbox"/> Submit details of the debris disposal and management system; and <input type="checkbox"/> Submit details of site engineer, if required to be appointed.	<input type="checkbox"/> Submit Supervision Plan; <input type="checkbox"/> Submit names and details of Technically Competent Persons meeting the requirements specified in Building (Demolition Works) Regulations 8 ; <input type="checkbox"/> Submit details of operators of powered mechanical plant or equipment proposed to be used meeting the requirements specified in Building (Demolition Works) Regulations 9 ; <input type="checkbox"/> Submit details of the debris disposal and management system; <input type="checkbox"/> Submit details of site engineer according to 6.2 , if required to be appointed. <input type="checkbox"/> Submit Chinese translation of demolition procedures ; and <input type="checkbox"/> Set up video camera (PNAP APP-21 refers) ; Legend: ■ New/Revised Phrase	To tie in with the requirements as specified in Building (Demolition Works) Regulations, Code of Practice for Site Supervision and PNAPs.

Item	Clause	Current Version	Amendments	Remarks
33	Appendix A-2.	<ul style="list-style-type: none"> <input type="checkbox"/> All on site precautionary measures and temporary supports for adjacent properties are installed according to the design in the method statement. <input type="checkbox"/> Removal of hazardous materials, if any, are completed before the demolition. Chemical wastes such as oily sludge from oil tank cleaning, asbestos waste, unwanted toxic chemicals are managed in compliance with the Waste Disposal (Chemical Waste) (General) Regulation and the Waste Disposal Ordinance. <input type="checkbox"/> All site personnel are fully informed about the specifics of the projects and the necessary precautionary measures to be taken to ensure safety. <input type="checkbox"/> Establish emergency access. <input type="checkbox"/> Establish clear and operational line of communication to the supervisor. <input type="checkbox"/> The demolition to be progressed in conformance with the method statement and/or with the approval of the AP and RSE. <input type="checkbox"/> Removal of debris to avoid accumulation, considering the traffic condition and availability of trucks. <input type="checkbox"/> Control the dust emission in compliance with Air Pollution Control (Construction Dust) Regulation. <input type="checkbox"/> Adequate supervision by full time competent supervisor on site, periodic visit by representatives of the AP and RSE, and full time supervision by engineer for special structures as required. <input type="checkbox"/> Protection of adjoining party wall during the demolition. <input type="checkbox"/> Ensure all workers follow safety procedures and the machines and equipment are well maintained. <input type="checkbox"/> Provide security for the site as appropriate. <input type="checkbox"/> Schedule regular inspection and maintenance of scaffolding, and special inspection before and after typhoon or after fire accident. 	<ul style="list-style-type: none"> <input type="checkbox"/> All on site precautionary measures and temporary supports for adjacent properties are installed according to the design in the method statement. <input type="checkbox"/> Removal of hazardous materials, if any, are completed before the demolition. Chemical wastes such as oily sludge from oil tank cleaning, asbestos waste, unwanted toxic chemicals are managed in compliance with the Waste Disposal (Chemical Waste) (General) Regulation and the Waste Disposal Ordinance. <input type="checkbox"/> All site personnel are fully informed about the specifics of the projects and the necessary precautionary measures to be taken to ensure safety. <input type="checkbox"/> Establish emergency access. <input type="checkbox"/> Establish clear and operational line of communication to the supervisor. <input type="checkbox"/> The demolition to be progressed in conformance with the method statement and/or with the approval of the AP, RSE and/or RGE. <input type="checkbox"/> Removal of debris to avoid accumulation, considering the traffic condition and availability of trucks. <input type="checkbox"/> Control the dust emission in compliance with Air Pollution Control (Construction Dust) Regulation. <input type="checkbox"/> Adequate supervision by full time competent supervisor on site, periodic visit by representatives of the AP, RSE and/or RGE, and full time supervision by engineer for special structures as required. <input type="checkbox"/> Take video to record the entire demolition process (PNAP APP-21 to be made reference) <input type="checkbox"/> Protection of adjoining party wall during the demolition. <input type="checkbox"/> Ensure all workers follow safety procedures and the machines and equipment are well maintained. <input type="checkbox"/> Provide security for the site as appropriate. <input type="checkbox"/> Schedule regular inspection and maintenance of scaffolding, and special inspection before and after typhoon or after fire accident. <p>Legend: New/Revised Phrase</p>	<p>Inclusion of the statutory responsibility of RGE to correspond with the Buildings Ordinance and PNAP APP-21 for demolition of buildings involving slopes, retaining walls and other geotechnical aspects.</p> <p>To tie in with the requirements as specified in PNAPs</p>

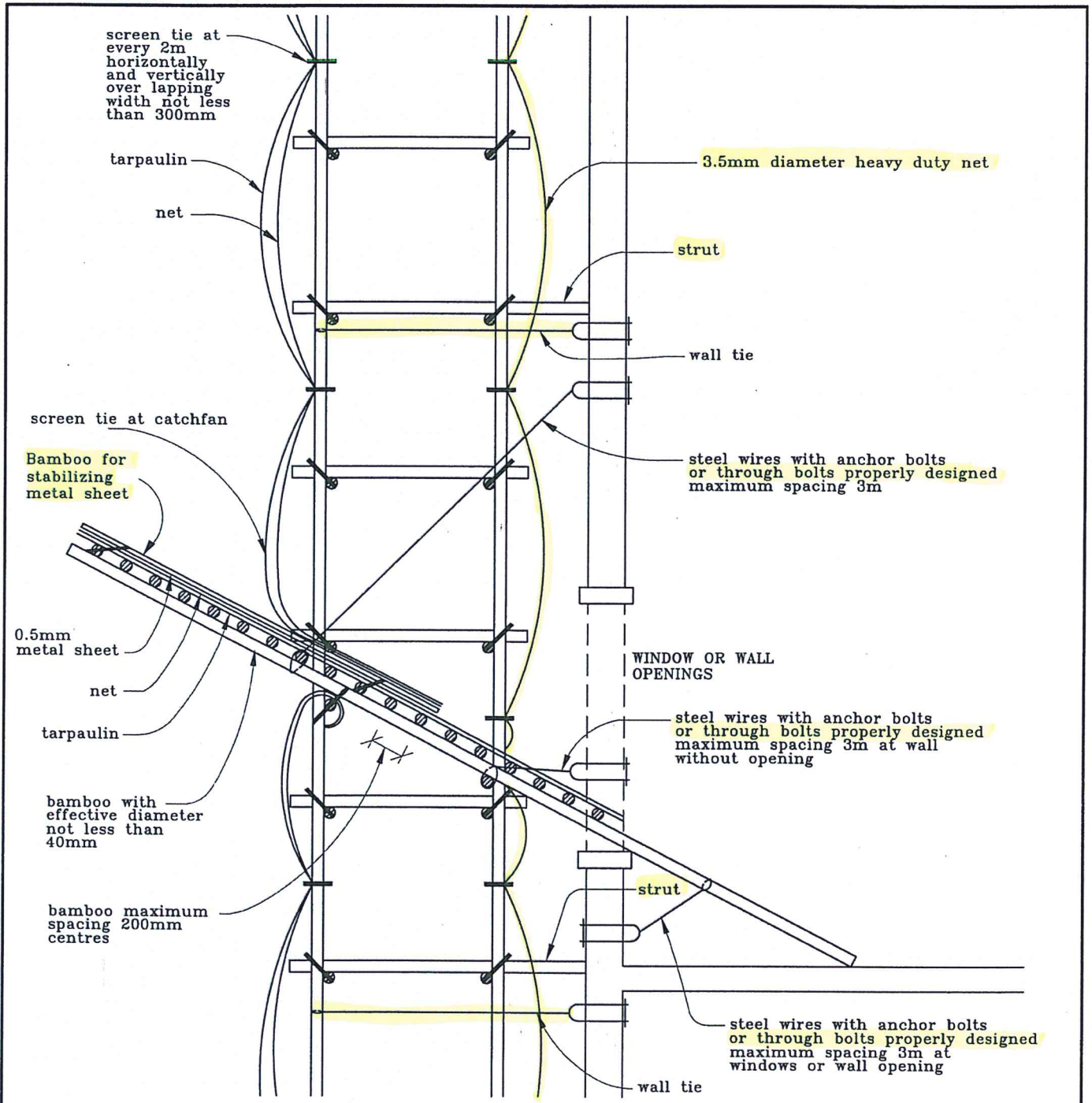
Item	Clause	Current Version	Amendments	Remarks
34	Appendix D-1.	<p>Building demolition is subject to the following legislation and subsidiary documents administered by the Building Authority:</p> <ul style="list-style-type: none"> (i) The Buildings Ordinance, Laws of Hong Kong Special Administrative Region, CAP 123; (ii) The Building (Administration) Regulations; (iii) The Building (Construction) Regulations; (iv) The Building (Demolition Works) Regulations; (v) The Building (Planning) Regulations; (vi) Code of Practice for Demolition of Buildings; (vii) Practice Note for Authorized Persons and Registered Structural Engineers 71: Demolition Works - Measures for Public Safety; (viii) Practice Note for Authorized Persons and Registered Structural Engineers 75: Hoardings, Covered Walkways and Gantries (Including Temporary Access for Construction Traffic) - Building (Planning) Regulations Part IX; (ix) Practice Note for Authorized Person and Registered Structural Engineers 175: Antiquities and Monuments - Antiquities and Monuments; (x) Practice Note for Registered Contractors 4: Hoardings and Covered Walkways - Building (Planning) Regulations Part IX; (xi) Practice Note for Registered Contractors 6: Demolition Works – Measures for Public Safety; and (xii) Technical Memorandum for Supervision Plans. 	<p>Building demolition is subject to the following legislation and subsidiary documents administered by the Building Authority:</p> <ul style="list-style-type: none"> (i) The Buildings Ordinance, Laws of Hong Kong Special Administrative Region, CAP 123; (ii) The Building (Administration) Regulations; (iii) The Building (Construction) Regulations; (iv) The Building (Demolition Works) Regulations; (v) The Building (Planning) Regulations; (vi) Building (Minor Works) Regulation; (vii) Code of Practice for Demolition of Buildings 2004; (viii) Guidelines on the Design and Construction of Bamboo Scaffolds; (ix) Code of Practice for Dead and Imposed Loads 2011; (x) Code of Practice for Site Supervision 2009; (xi) Practice Note for Authorized Persons, Registered Structural Engineers and Registered Geotechnical Engineers APP-21: Demolition Works - Measures for Public Safety; (xii) Practice Note for Authorized Persons, Registered Structural Engineers and Registered Geotechnical Engineers APP-23: Hoardings, Covered Walkways and Gantries (Including Temporary Access for Construction Vehicles) - Building (Planning) Regulations Part IX; (xiii) Practice Note for Authorized Persons, Registered Structural Engineers and Registered Geotechnical Engineers APP-69: Conservation of Historic Buildings; (xiv) Practice Note for Authorized Persons, Registered Structural Engineers and Registered Geotechnical Engineers APP-86: Non-load bearing Partition Walls; (xv) Practice Note for Authorized Persons, Registered Structural Engineers and Registered Geotechnical Engineers APP-96: Registration of General Building Contractors and Specialist Contractors; (xvi) Practice Note for Authorized Persons, Registered Structural Engineers and Registered Geotechnical Engineers APP-141: Division of Responsibilities between Authorized Person, Registered Structural Engineer and Registered Geotechnical Engineer; 	<p>To update the list in view of the introduction of regulations, codes of practices and PNAPs.</p>

Item	Clause	Current Version	Amendments	Remarks
			<p>(xvii) Practice Note for Authorized Persons, Registered Structural Engineers and Registered Geotechnical Engineers ADV-1: Asbestos;</p> <p>(xviii) Practice Note for Authorized Persons, Registered Structural Engineers and Registered Geotechnical Engineers ADV-19: Construction and Demolition Waste;</p> <p>(xix) Practice Note for Registered Contractors 4: Hoardings and Covered Walkways - Building (Planning) Regulations Part IX;</p> <p>(xx) Practice Note for Registered Contractors 6: Demolition Works - Measures for Public Safety;</p> <p>(xxi) Practice Note for Registered Contractors 38: Registration of General Building Contractors and Specialist Contractors;</p> <p>(xxii) Technical Memorandum for Supervision Plans 2009;</p> <p>(xxiii) General Guidelines on Minor Works Control System; and</p> <p>(xxiv) Technical Guidelines on Minor Works Control System.</p> <p>Legend: New/Revised Phrase</p>	
35	Appendix E-4.	<p>A Demolition Plan together with a Stability Report including calculations shall be submitted to the Buildings Department for approval. Upon approval of the Demolition Plan, the Authorized Person shall submit a specified form applying for consent for demolition, together with</p> <ul style="list-style-type: none"> (i) a site safety supervision plan; (ii) the names of Technically Competent Persons and their particulars; (iii) the details of operators of powered mechanical plant or equipment proposed to be used; (iv) the details of the debris disposal and management system; and (v) the details of site engineer, if required to be appointed. <p>and the Buildings Department will consider issuance of the consent for the Demolition Work.....</p>	<p>A Demolition Plan together with a Stability Report including calculations should be submitted to the Buildings Department for approval. Upon approval of the Demolition Plan, the Authorized Person should submit a specified form applying for consent for demolition, together with</p> <ul style="list-style-type: none"> (i) a site safety supervision plan; (ii) the names of Technically Competent Persons and their particulars meeting the requirements specified in Building (Demolition Works) Regulations 8; (iii) the details of operators of powered mechanical plant or equipment proposed to be used meeting the requirements specified in Building (Demolition Works) Regulations 9; (iv) the details of the debris disposal and management system; and (v) the details of site engineer according to 6.2, if required to be appointed. <p>and the Buildings Department will consider issuance of the consent for the Demolition Work.....</p> <p>Legend: New/Revised Phrase</p>	To tie in with the requirements as specified in Regulations, Code of Practice for Site Supervision and PNAPs.

Item	Clause	Current Version	Amendments	Remarks								
36	Appendix E-6.(E)	<p>the contact telephone number of:</p> <ul style="list-style-type: none"> - the Authorized Person; - the Registered Structural Engineer; - the Registered Specialist Contractor (Demolition) or the person appointed to act for the contractor for the purposes of the Buildings Ordinance; and - the Technically Competent Person in charge of the demolition site. 	<p>the contact telephone number of:</p> <ul style="list-style-type: none"> - the Authorized Person; - the Registered Structural Engineer; - the Registered Geotechnical Engineer; - the Registered Specialist Contractor (Demolition) or the person appointed to act for the contractor for the purposes of the Buildings Ordinance; and - the Technically Competent Person in charge of the demolition site. <p>Legend: New/Revised Phrase</p>	Inclusion of the statutory responsibility of RGE to correspond with the Buildings Ordinance and PNAP APP-21 for demolition of buildings involving slopes, retaining walls and other geotechnical aspects.								
37	Appendix E-10.	<p>The disposal requirements of construction and demolition waste at various landfills are listed in the following :</p> <p>Waste Disposal Facilities provided by Government:-</p> <p>Construction and demolition (C&D) waste with a small amount of inert material not exceeding 30% by weight</p> <table border="1" style="width: 100%; border-collapse: collapse;"> <thead> <tr> <th style="text-align: left;">Disposal Site</th> <th style="text-align: left;">Opening Hours</th> </tr> </thead> <tbody> <tr> <td>South-East New Territories Landfill Wan Po Road, Tseung Kwan O Enquiry - 2706 8888</td> <td>0800 – 2300 including Sunday & Public Holiday</td> </tr> <tr> <td>North-East New Territories Landfill Wo Keng Shan Road, Ta Kwu Ling Enquiry - 2674 6505</td> <td>0800 – 1800 including Sunday & Public Holiday</td> </tr> <tr> <td>West New Territories Landfill Lung Kwu Tan Road, Tuen Mun Enquiry - 2472 4382</td> <td>0800 – 2000 including Sunday & Public Holiday</td> </tr> </tbody> </table>	Disposal Site	Opening Hours	South-East New Territories Landfill Wan Po Road, Tseung Kwan O Enquiry - 2706 8888	0800 – 2300 including Sunday & Public Holiday	North-East New Territories Landfill Wo Keng Shan Road, Ta Kwu Ling Enquiry - 2674 6505	0800 – 1800 including Sunday & Public Holiday	West New Territories Landfill Lung Kwu Tan Road, Tuen Mun Enquiry - 2472 4382	0800 – 2000 including Sunday & Public Holiday	<p>The disposal requirements of construction and demolition waste at designated waste disposal facilities provided by the Government and the details of the designated waste disposal facilities could be obtained from Civil Engineering and Development Department's web site at http://www.cedd.gov.hk.</p> <p>Legend: New/Revised Phrase</p>	The Designated Waste Disposal Facilities and its opening hours and related requirements are regularly updated by CEDD.
Disposal Site	Opening Hours											
South-East New Territories Landfill Wan Po Road, Tseung Kwan O Enquiry - 2706 8888	0800 – 2300 including Sunday & Public Holiday											
North-East New Territories Landfill Wo Keng Shan Road, Ta Kwu Ling Enquiry - 2674 6505	0800 – 1800 including Sunday & Public Holiday											
West New Territories Landfill Lung Kwu Tan Road, Tuen Mun Enquiry - 2472 4382	0800 – 2000 including Sunday & Public Holiday											
38	Appendix G Figure G.5 in page G15	<p>5. Debris handling</p> <p>5.1 The steel sheds shall be dismantled. All trash, furniture, timber, door framed, windows shall be removed from the building. Any salvageable items shall be sorted and removed separately,</p> <p>5.2 Debris shall be conveyed to the ground floor through the lift shafts between grid lines G & H. The areas near the lift entrance shall be barricaded. Approximately 175 cu. m of building debris would be generated from the demolition of each floor. Clearing and transportation of debris shall be arranged to ensure the following conditions are maintained at all time :</p>	<p>5. Debris handling</p> <p>5.1 The steel sheds should be dismantled. All trash, furniture, timber, door frames, windows should be removed from the building. Any salvageable items should be sorted and removed separately,</p> <p>5.2 Debris should be conveyed to the ground floor through the lift shafts between grid lines G & H. The areas near the lift entrance should be barricaded. Approximately 175 cu. m of building debris would be generated from the demolition of each floor. Clearing and transportation of debris should be arranged to ensure the following conditions are maintained at all time :</p>	To tie in with 3.10.4 and also it may not be practical to set a maximum height of 100mm for temporary storage of debris on the floors.								

Item	Clause	Current Version	Amendments	Remarks
		<p>(A) Accumulation of debris in the lift shafts shall not exceed 1m high,</p> <p>(B) Temporary storage on the floors shall not exceed 100 mm above the floors,</p> <p>(C) Debris accumulation on the ground floor shall not exceed 1 m above the ground floor slab,</p> <p>(D) No debris shall be accumulated on the cantilevered structures.</p> <p>5.3 Details of debris disposal and management system shall be submitted to BD prior to consent application as per the requirements in PNAP 268.</p>	<p>(A) Accumulation of debris in the lift shafts should not exceed 1m high,</p> <p>(B) Debris accumulation on the floors should not be allowed unless justified by structural calculations,</p> <p>(C) Debris accumulation on the ground floor should not exceed 1 m above the ground floor slab,</p> <p>(D) No debris should be accumulated on the cantilevered structures.</p> <p>5.3 Details of debris disposal and management system should be submitted to BD.</p> <p>Legend: Revised Phrase</p>	

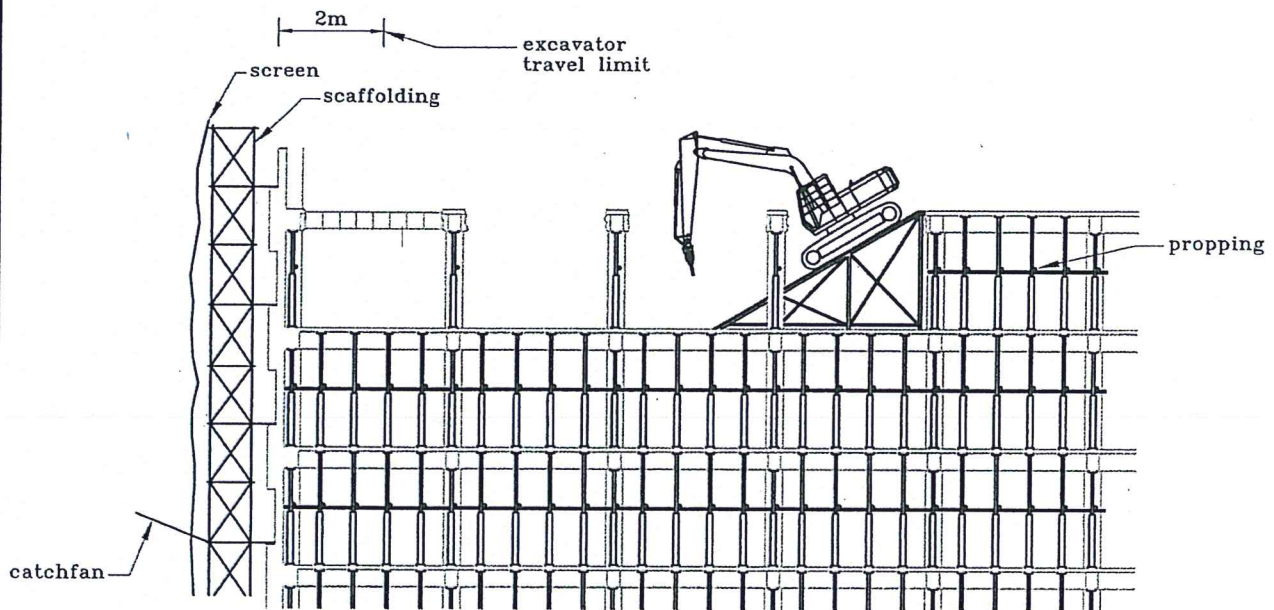
39	Appendix H Figure H.1 in Page H1	<p>Appendix H Flowchart for Current Demolition Procedures</p> <p>Note: 1. This flowchart applies to common methods of demolition, excluding special methods such as wrecking, wall and implosion. 2. The Buildings Department will be the coordinating department for several processing of Boarding Permit and Demolition Consent, except for Excavation Permit and Hazardous Material Removal. 3. Submission of special forms is excluded in this flowchart. 4. Legend: AP = Authorized Person ISM = Registered Structural Engineer ISC(IC) = Registered Specialist Contractor (Demolition) BD = Buildings Department TCP = Technically Competent Person</p> <p>FIGURE H.1 FLOWCHART FOR CURRENT DEMOLITION PROCEDURE</p> <p>III</p>	<p>Revised Fig H.1.pdf</p> <p>(refer to attached revised figure)</p> <p>Legend: Revised Phrase</p>	Inclusion of the statutory responsibility of Registered Geotechnical Engineer to correspond with the Buildings Ordinance and PNAP APP-21 for demolition of buildings involving slopes, retaining walls and other geotechnical aspects.
----	--	--	--	--



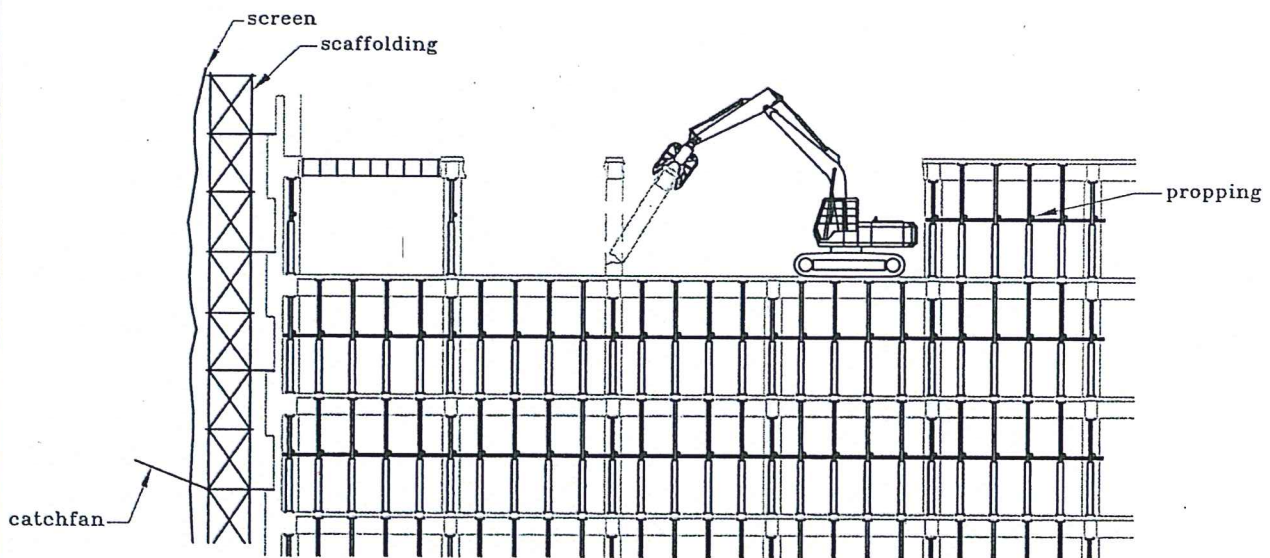
NOTES :

1. Bamboo for the construction of scaffold, and catchfan shall have an effective diameter not less than 40mm.
2. Metal sheet, net and tarpaulin shall be fastened to the bamboo deck at 4 corners of the sheet or at spacing no more than 1.5m apart whichever is less.

FIGURE 3.3 TYPICAL DETAIL FOR BAMBOO CATCHFAN AND SCREEN COVER



3. A safe access ramp of steel structural frame or other suitable materials properly designed and supported to allow machine to climb down to the next floor below.



4. Demolition of interior column may be needed to create access and working room for exterior wall demolition. Demolish column by first pre-weakening the bottom, then dismantled by machine in fully controlled motion.

FIGURE 4.11 TYPICAL SEQUENCE OF TOP DOWN METHOD WITH MECHANICAL EQUIPMENT (SHEET 2 of 3)

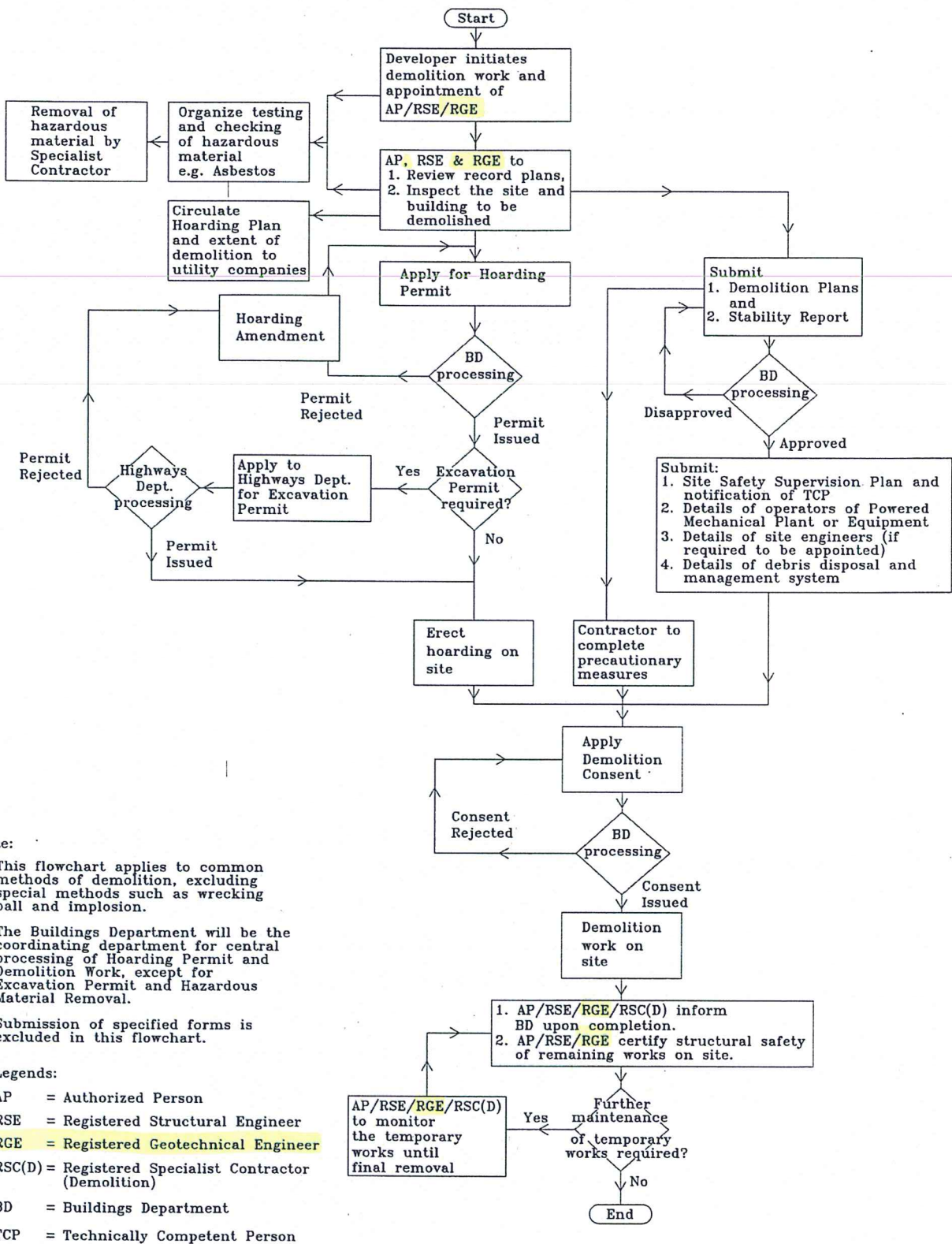


FIGURE H.1 FLOWCHART FOR CURRENT DEMOLITION PROCEDURE