



**樓宇發展項目每年能源消耗量聲明**  
**Declaration on Annual Energy Use of a Building Development**

認可人士、註冊結構工程師及  
註冊岩土工程師作業備考

PNAP

**APP-151**

**附錄 Appendix B**

- 請以正楷填寫，並在適當方格內加上『√』號。填寫前，請細閱《注意事項》。
- Read the "Matters to Note", complete in BLOCK LETTERS and tick the appropriate boxes.

致建築事務監督 To the Building Authority

**第一部 樓宇詳情**  
**Part 1 Building Particulars**

電郵地址 E-mail Address ① 作認收電郵之用 (電子呈交適用)  
For acknowledgement email (e-submission)

樓宇名稱(如知悉) (中文) Name of Building (if known) (Chinese)

樓宇名稱(如知悉) (英文) Name of Building (if known) (English)

地盤地址(中文) Address of Site (Chinese)

地盤地址(英文) Address of Site (English)

樓宇類型 Type of Building

住宅樓宇 Domestic Building  非住宅樓宇 Non-domestic Building

綜合用途樓宇 Composite Building

提供中央空調 Provision of Central Air Conditioning

是 Yes  否 No

提供具能源效益的設施 Provision of Energy Efficient Features

是 Yes  否 No


地段編號 Lot No.

擬安裝 / 已安裝的具能源效益的設施  
 Proposed / Installed Energy Efficient Features  擬安裝 Proposed /  已安裝 Installed

	中文 Chinese	英文 English
1.		
2.		
3.		

① 如空位不敷應用，請於附加頁填寫。  
 If space is insufficient, please fill in the additional sheet(s).

另加附加頁 Additional  張 Pages



第二部 擬興建 / 已竣工樓宇 / 部分樓宇預計每年能源消耗量


Part 2 Predicted Annual Energy Use of Proposed / Completed Building / Part of Building

擬興建 Proposed / 
  已竣工 Completed 
  樓宇 Building / 
  部分樓宇 Part of Building 
 ⓘ 見註 See Note (1)

發展項目類型 Type of Development	位置 Location	使用有關裝置的 內部樓面面積 Internal Floor Area Served (平方米 m <sup>2</sup> )	基線樓宇每年能源消耗量 Annual Energy Use of Baseline Building (平方米/年 m <sup>2</sup> /annum) ⓘ 見註 See Note (2)		擬興建/已竣工樓宇 每年能源消耗量 Annual Energy Use of Proposed/Completed Building (平方米/年 m <sup>2</sup> /annum)	
			電力 Electricity 千瓦小時 kWh	煤氣 / 石油氣 Town Gas / LPG 用量單位 Unit	電力 Electricity 千瓦小時 kWh	煤氣 / 石油氣 Town Gas / LPG 用量單位 Unit
住用發展項目 (不包括酒店) Domestic Development (excluding Hotel)	中央屋宇裝備裝置 Central building services installation ⓘ 見註 See Note (3)					
非住用發展項目 (包括酒店) Non-domestic Development (including Hotel) ⓘ 見註 See Note (4)	平台 (中央屋宇裝備裝置) Podium(s) (central building services installation)					
	平台 (非中央屋宇裝備裝置) Podium(s) (non-central building services installation)					
	塔樓 (中央屋宇裝備裝置) Tower(s) (central building services installation)					
	塔樓 (非中央屋宇裝備裝置) Tower(s) (non-central building services installation)					

一般來說,樓宇的預計每年每平方米能源消耗量愈低,樓宇的能源消耗愈有效。例如,如果擬興建樓宇的預計每年能源消耗量少於基線樓宇預計的每年能源消耗量,則表示擬興建樓宇的預計能源使用較基線樓宇有效。減少愈多,效能愈大。

In general, the lower the estimated "Annual Energy Use" of the building, the more efficient the building in terms of energy use. For example, if the estimated "annual energy use of proposed building" is less than the estimated "annual energy use of baseline building", it means the predicted use of energy is more efficient in the proposed building than in the baseline building. The larger the reduction, the greater the efficiency.



**第三部 按機電工程署公布的相關實務守則設計 / 完成的裝置**

**Part 3 Installation(s) Designed / Completed in Accordance with the Relevant Codes of Practice Published by the Electrical and Mechanical Services Department**

以下裝置乃按機電工程署公布的相關實務守則

In accordance with the relevant Codes of Practice published by the Electrical and Mechanical Services Department, the following installation(s) is / are

設計 designed /  完成 completed :

裝置類型 Type of Installations	是 Yes	否 No	不適用 N/A
照明裝置 Lighting Installations	<input checked="" type="checkbox"/>	<input type="checkbox"/>	<input type="checkbox"/>
空調裝置 Air Conditioning Installations	<input checked="" type="checkbox"/>	<input type="checkbox"/>	<input type="checkbox"/>
電力裝置 Electrical Installations	<input checked="" type="checkbox"/>	<input type="checkbox"/>	<input type="checkbox"/>
升降機及自動梯的裝置 Lift & Escalator Installations	<input checked="" type="checkbox"/>	<input type="checkbox"/>	<input type="checkbox"/>
以總能源為本的方法 Performance-based Approach	<input type="checkbox"/>	<input type="checkbox"/>	<input checked="" type="checkbox"/>

**註冊專業工程師 / 註冊能源效益評核人資料**

**Details of the Registered Professional Engineer / Registered Energy Assessor**

中文姓名\* Name in Chinese\* ① 姓氏先行 Surname first

陳本霖

英文姓名\* Name in English\* ① 姓氏先行 Surname first

CHAN PUN LAM

專業身份 Professional Capacity

註冊專業工程師 Registered Professional Engineer  註冊能源效益評核人簽署 Registered Energy Assessor

**申請人資料**

**Details of the Applicant**

姓名/公司名稱(中文) Name / Company (Chinese)

貴能有限公司

註冊證明書編號\* Certificate of Registration Number\*

E A 0 0 2 7 1 / G

註冊屆滿日期\* Date of Expiry of Registration\*

1 0 1 1 2 0 3 1  
日 dd 月 mm 年 yyyy

姓名/公司名稱(英文) Name / Company (English)

NOBLE ENERGY LIMITED

**第四部 聲名**

**Part 4 Declaration**

認可人士姓名(中文)\* Name of Authorized Person (Chinese)\* 姓氏先行 Surname first


余鍊強

認可人士姓名(英文)\* Name of Authorized Person (English)\* 姓氏先行 Surname first

YU LIN KEUNG MAURICE

註冊屆滿日期\* Date of Expiry of Registration\*

3 1 1 2 2 0 2 5  
日 dd 月 mm 年 yyyy



簽署  
Signature


註冊證明書編號\* Certificate of Registration Number\*

AP(E) 3 3 / 8 9

日期 Date

2 8 1 2 2 0 2 1  
日 dd 月 mm 年 yyyy

本人在載有此聲名書的唯讀光碟上簽署並謹表誠作出此項鄭重聲明確信上述資料為真確無訛。  
By signing the DVD Rom containing this declaration, I make this solemn declaration conscientiously believing the information contained in this declaration is true.



\* 根據註冊記錄  
\* In accordance with the registration record