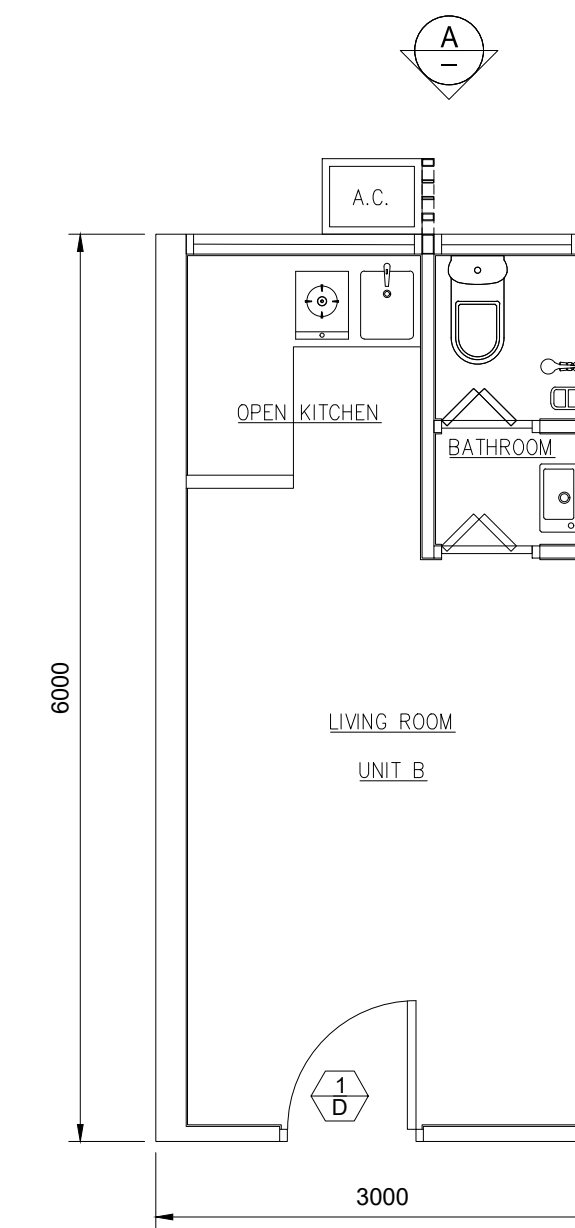
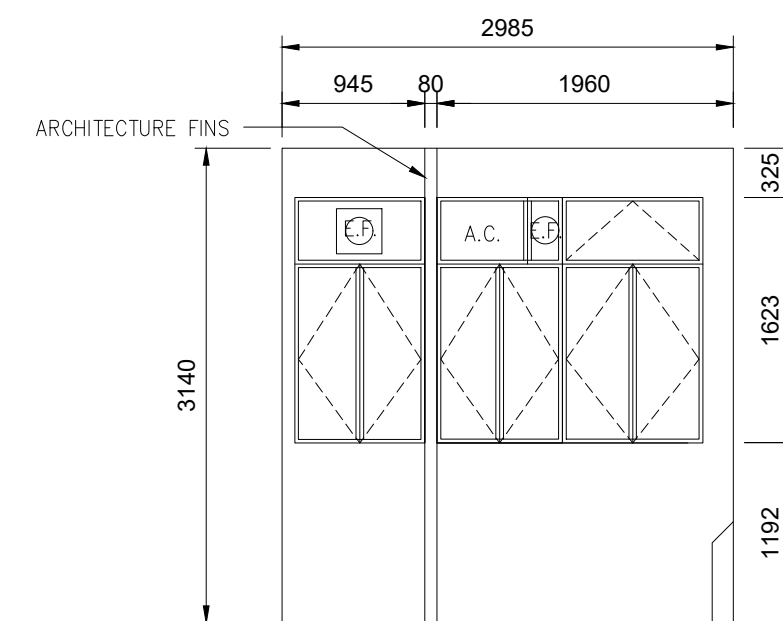


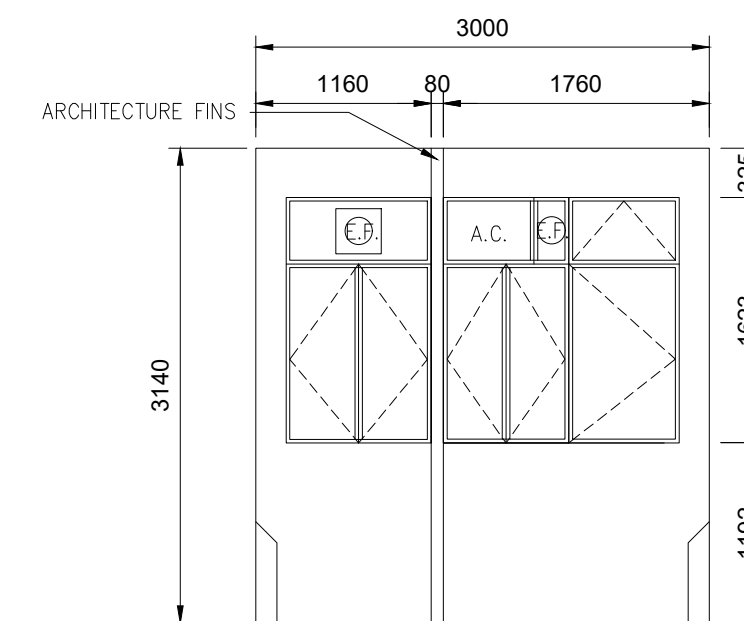
UNIT A
MiC MODULE TYPE A



UNIT B
MiC MODULE TYPE B



ELEVATION A



ELEVATION A

B.D. REF.
F.S.D. REF.
NOTES:
1. DO NOT SCALE THIS DRAWING;
2. FIGURED DIMENSIONS ARE TO BE FOLLOWED;
3. READ THIS DRAWING IN CONJUNCTION WITH THE ARCHITECTS SPECIFICATION & CONDITION OF CONTRACT;
4. THIS DRAWING SHALL NOT BE USED FOR CONSTRUCTION PURPOSES UNLESS OTHERWISE CERTIFIED;
5. THIS DRAWING AND DESIGN ARE COPYRIGHT AND NO PORTION MAY BE REPRODUCED WITHOUT THE WRITTEN PERMISSION OF THE ARCHITECTS.

REV.	DATE	DESCRIPTION

APPLICANT
SFK
Sun Fook Kong Construction Limited
新福港營造有限公司

ARCHITECT
OIYN LIMITED
FOR ARCHITECTS & ASSOCIATES
T/F: 3500-1100 A, CHEUNG TAI FACTORY BUILDING, NO.265-271 ON CHAU STREET, KLN
TEL: 3489-1990 FAX: 3025-8409 EMAIL: oiyn@oiyn.com.hk

STRUCTURAL ENGINEER
hewson
consulting
和 新 研 研

AP

FUNG BRIAN PAK YAN
Authorized Person

PROJECT:
**PROPOSED 40 STOREYS
RESIDENTIAL DEVELOPMENT
IN CONCRETE MiC
(MODEL NO.: MIC-CON-01)**

DRAWING TITLE:
**TYPICAL MODULE PLAN FOR MiC
MODULE TYPE A AND TYPE B**

DRAWN BY KP	SCALE
CHECKED BY BF	DATE 04 MAR 2024
JOB No. A-2242	DWG. NO. WP-01
	REVISION

BD'S OFFICAL USE