

Amendments to the Design Manual: Barrier Free Access 2008

(November 2012)

Legends:

 Amended

 Deleted

@ Obligatory Design Requirements

* Recommended Design Requirements under Best Practice Section

Item	2008 version	Amendments
------	--------------	------------

1. Figure 16A
(Paragraph
30 in
Division
8)@

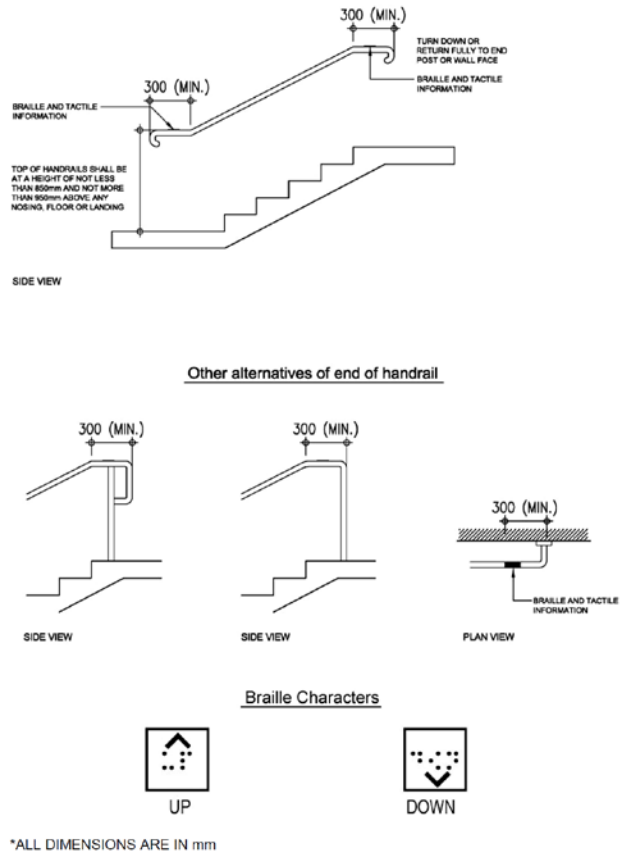
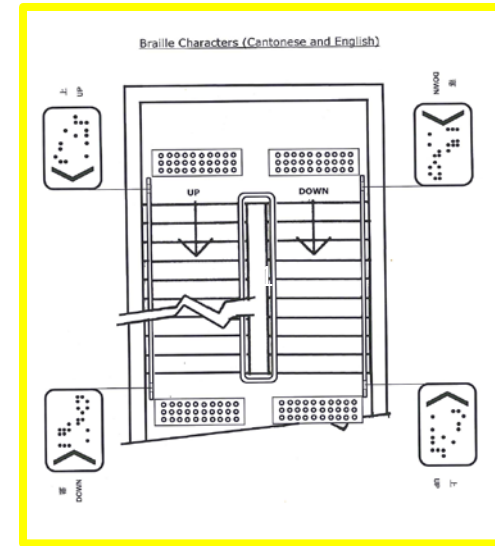
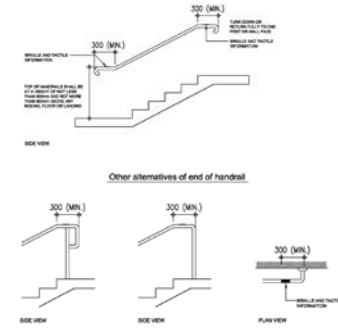


Figure 16A – Handrails of Staircase



*ALL DIMENSIONS ARE IN mm

Figure 16A – Handrails of Staircase

Item

2008 version

Amendments

2. Figure 16B
(Paragraph
B(b) in
Division
8)*

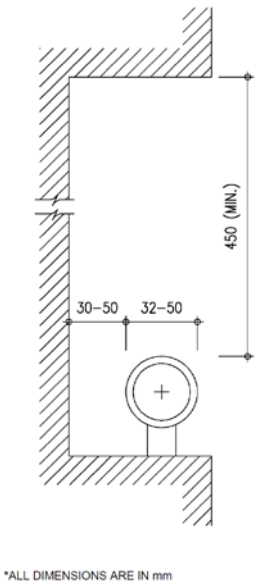
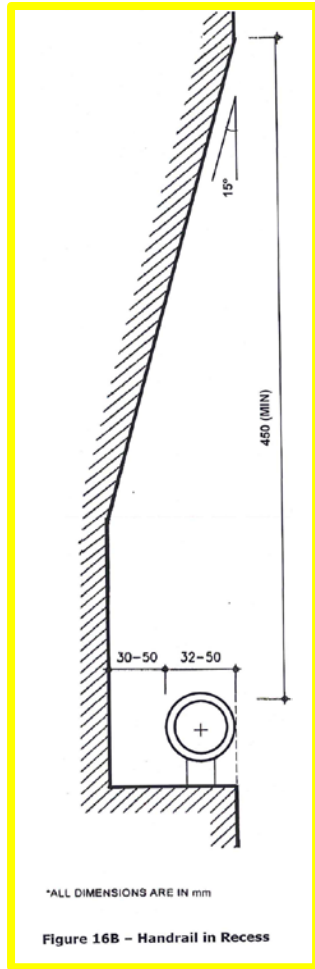


Figure 16B – Handrail in Recess

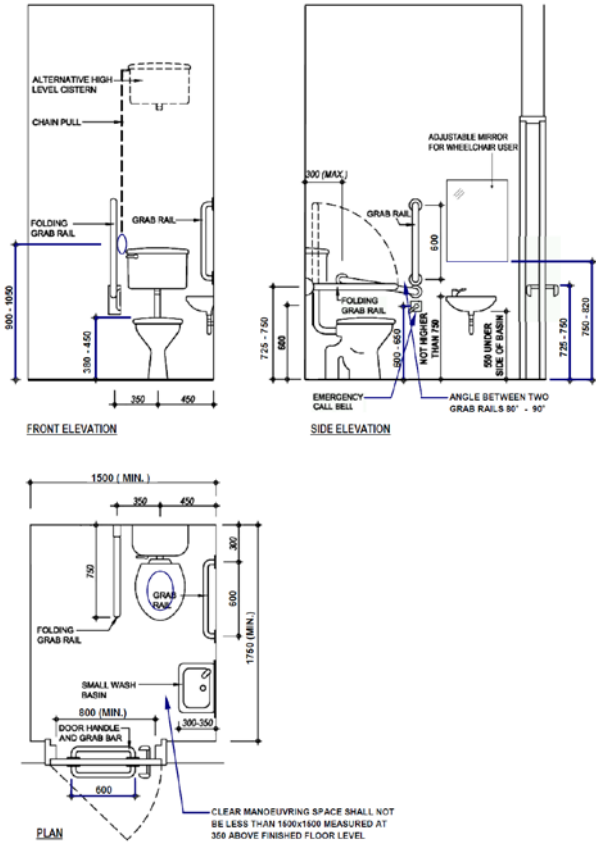


Item

2008 version

Amendments

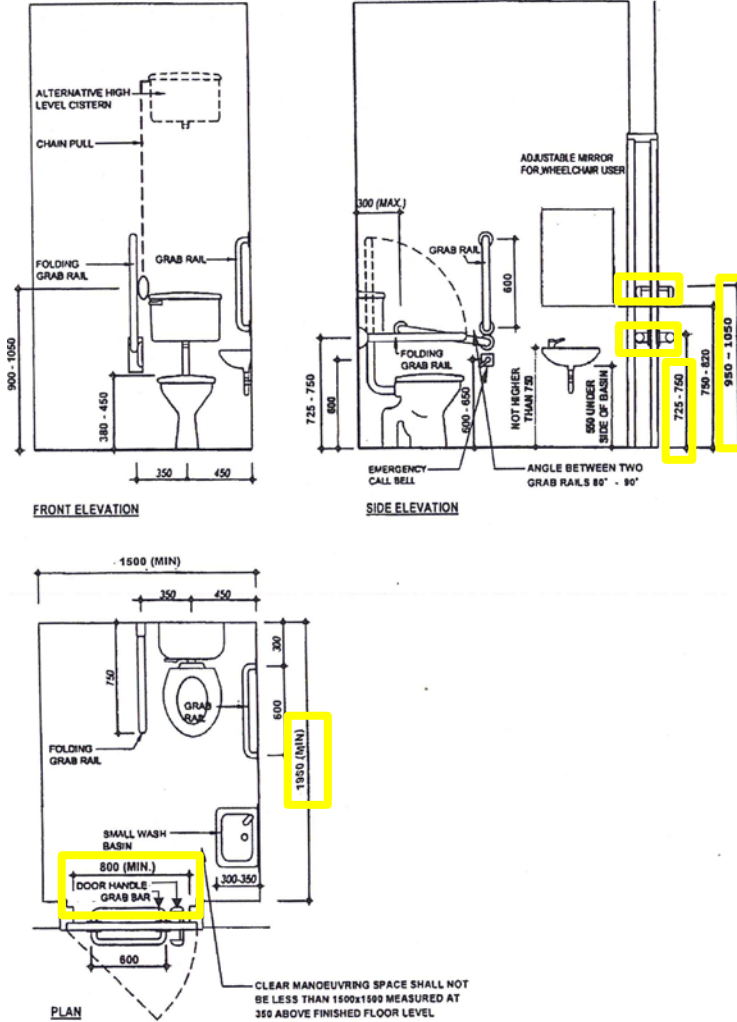
3. Figure 24
(Division
11)@*



*ALL DIMENSIONS ARE IN mm
DIMENSIONS PRINTED IN BOLD FORM DENOTE OBLIGATORY REQUIREMENT
DIMENSIONS PRINTED IN ITALIC FORM DENOTE RECOMMENDED REQUIREMENT

(Opposite - Handed Layout is Acceptable)

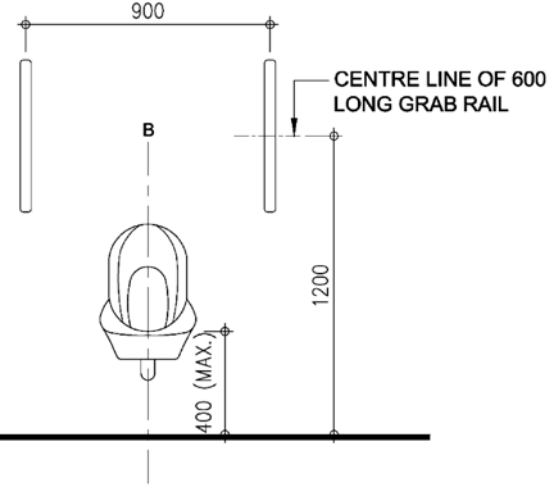
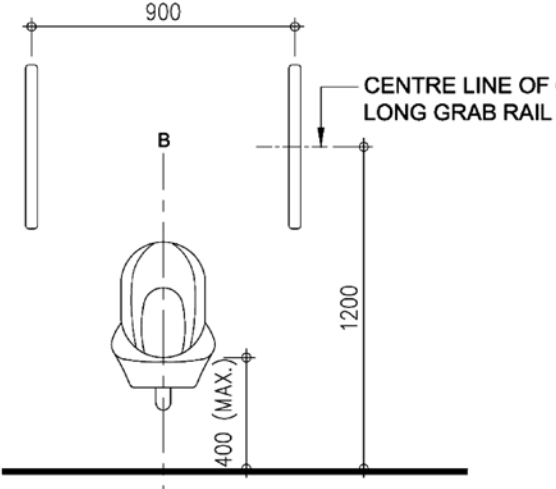
Figure 24 – Accessible Toilet



*ALL DIMENSIONS ARE IN mm
DIMENSIONS PRINTED IN BOLD FORM DENOTE OBLIGATORY REQUIREMENT
DIMENSIONS PRINTED IN ITALIC FORM DENOTE RECOMMENDED REQUIREMENT

(Opposite - Handed Layout is Acceptable)

Figure 24 – Accessible Toilet

Item	2008 version	Amendments
<p>4. Figure 25 (Paragraph 55(ii) in Division 11)@</p>	 <p>*ALL DIMENSIONS ARE IN mm</p> <p>Figure 25 – Accessible Urinal</p>	 <p>*ALL DIMENSIONS ARE IN mm</p> <p>Figure 25 - Urinal for Use by Persons with Ambulant Disabilities</p>
<p>5. Page 101 (Division 19 of Chapter 4)*</p>		<p>To add paragraph B(bb) in Page 101</p> <p>As an alternative to providing lift control buttons inside the lift car as stipulated in paragraph 80(1), the adoption of a Destination Control System (DCS) should comply with the following: -</p> <ul style="list-style-type: none"> (a) The keypad control of the DCS to be installed in a conspicuous place in the lift hall shall have the built-in design for the use of persons with a disability. (b) The keypad shall be of standard telephone keypad type with raised dot for easy orientation at number 5 key. An appropriate Braille notice “lift button for the visually impaired” shall be provided. (c) The keypad shall have an “international wheelchair” button to activate the system specially designed for the persons with a disability and a push button with a symbol in a “star” shape for identifying the main entrance floor for the use of visually impaired users.

Item	2008 version	Amendments
		<p>(d) Tactile Arabic numerals with suitable design (e.g. 15mm high) and normally engraved by 1mm instead of Braille shall be provided on the keypad.</p> <p>(e) The user shall be able to know that the DCS has been operated. The call registration shall be confirmed by a visible and audible signal. The audible signal shall be given on every individual call registration even if the call is already registered. Also, a speech output system (in Cantonese, Putonghua and English) of the keypad for verification of the designated floor shall be provided.</p> <p>(f) All essential buttons including emergency alarm push button, intercom controls, and the door opening push button shall be provided inside the lift car.</p> <p>(g) The keypad at the lift hall and all the essential buttons in the lift car shall be located between 900mm and 1200mm above the finished floor level of the lift hall or the floor of the lift car in compliance with section 80(2) of the Third Schedule to the Building (Planning) Regulations and paragraph 80(2) in Division 19.</p> <p>(h) The design of the keypad shall comply with the international standards for the use of persons with a disability such as the European Standard EN 81-70:2003, Safety rules for the construction and installations of lifts - Particular applications for passenger and goods passenger lifts - Part 70: Accessibility to lifts for persons including persons with disability. Adequate signal and indication for use shall be provided including an illuminated visual indicator and an audible signal.</p> <p>(i) Braille and tactile plate indicating the user's instruction shall be mounted on the wall adjacent to the keypad reachable by the visually impaired users. The instruction shall be in both English and Chinese.</p> <p>(j) When the "wheelchair" button is pushed, the gong sound and voice announcement (in Cantonese, Putonghua and English) will be activated on the arrival of the accessible lift. To allow the persons with a disability to catch the lift, time allowed for keeping the lift door open and the response time for the keypad shall be suitably extended.</p>

Item	2008 version	Amendments
		(k) Tactile guide path shall be provided to guide the visually impaired users to the keypad in the lift hall and then to the designated accessible lift.