

Colouring of Plans

Regulation 14(3) of the Building (Administration) Regulations stipulates that one copy of every plan submitted for approval should be coloured in order to clearly differentiate existing works from proposed new works and one part of any proposed new works from other parts.

2. For consistency in the use of colour, the preferred colours as shown in Appendix A should be adopted. For amendments to the approved works, the proposed works should be coloured or otherwise identified from the approved works, with identical colouring or other means, on **all** sets of plans submitted to the Buildings Department.

3. The use of these recommended colours and the differentiation of proposed works from existing / approved works on all sets of amendment plans will expedite the processing of plans and is therefore clearly in the interests of all parties.

(HUI Siu-wai)
Building Authority

Ref. : GP/BREG/A/14 (II)















This PNAP is previously known as PNAP 127

First issue March 1988

Last revision August 2006



This revision August 2015 (AD/NB1) (General revision and Appendix A amended)

Preferred Colours

Material / Description	Preferred Colour	RGB Colour System¹	Equivalent AutoCAD Colour Index²
Hardcore or Dry Fill	Putty 	204, 178, 102	43
Brick	Orange Red 	255, 63, 0	20
Concrete Slab (Lighter Wash)	Witch Haze 	223, 255, 127	61
Concrete (Plain or Reinforced)	British Racing Green 	0, 76, 38	118
Solid Concrete Blocks	Electric Blue 	127, 223, 255	141
Hollow Concrete Blocks	Purple 	191, 127, 255	191
Lightweight Partition (e.g. Plasterboard)	Macaroni and Cheese 	255, 191, 127	31
Plaster or Cement Rendering	Wild Willow 	204, 204, 102	53
Impermeable / Non-absorbent Floor or Wall	Neon Pink 	255, 127, 223	221
Glass	Electric Blue 	127, 255, 255	131
Timber	Muesli 	153, 133, 76	45
Metal Work or Steel	Heliotrope 	223, 127, 255	201
Stone Finish	Dark Grey 	173, 173, 173	253
Sanitary Fittings	Yellow 	255, 255, 0	50

¹ Colours are constructed from the combination of the red, green and blue colours.

² Plot screening setting should be 100 (i.e. full colour intensity).

Material / Description	Preferred Colour	RGB Colour System¹	Equivalent AutoCAD Colour Index²
Demolition Works / Deletion of Approved Works	Blue 	0, 63 255	160
Underline for Revision	Venetian Red 	204, 0, 51	242

Notes :

- (a) Ducts, light-wells and lift shafts should be left uncoloured.
- (b) For elevations and the larger plan areas, colouring may be in lighter washes of the preferred colours in order to avoid a garish effect e.g. concreted, tiled or plastered areas.
- (c) A light colour wash should be used to identify phased development.
- (d) A colour legend or key should be added to all sets of drawings.