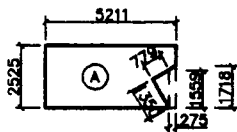


GROUND FLOOR

QUEEN'S ROAD CENTRAL

皇后大道中

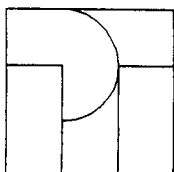


AREA A = 5211 x 2525
 - (1559 + 1718) x 275 x 1/2
 - 779 x 1350 x 1/2
 = 12,151sqm (ABOUT)

For and on behalf of
No. 28 QUEEN'S ROAD CENTRAL LIMITED

Authorized Signature(s)

22-28 QUEEN'S ROAD CENTRAL, H.K. 香港皇后大道中 22-28 號



**P&T Architects
 and Engineers Ltd**

25/F OTB Building
 160 Gloucester road HK
 Telephone: 5758575
 Fax: 852-5-8813834

22-28 QUEEN'S ROAD CENTRAL

**PLAN INDICATING AREA
 TO BE DEDICATED TO
 GOVERNMENT FOR PUBLIC PASSAGE**

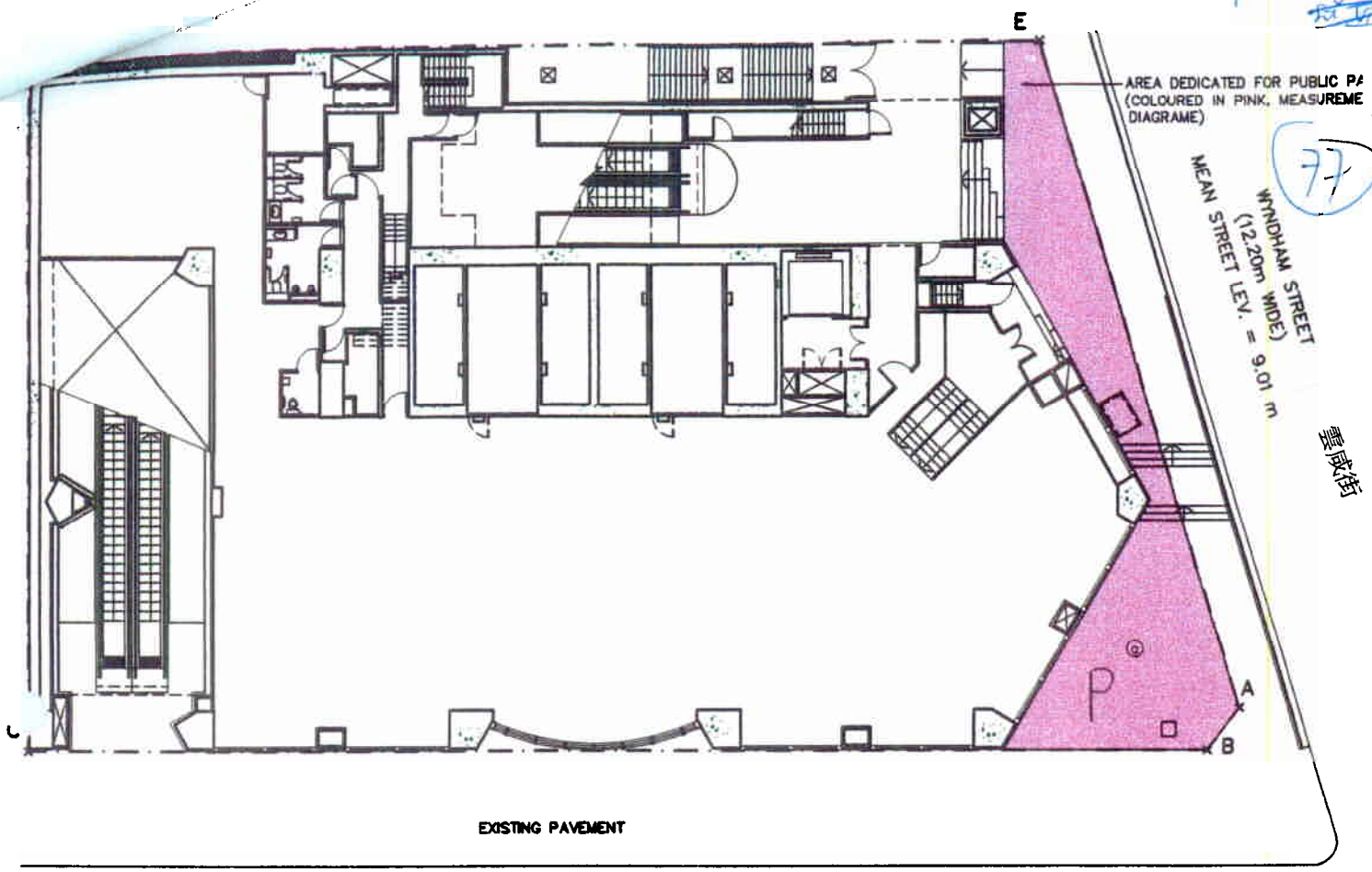
Scale
 1 : 300

Date
 JAN, 98

Job No.
 2574

Drawing No.

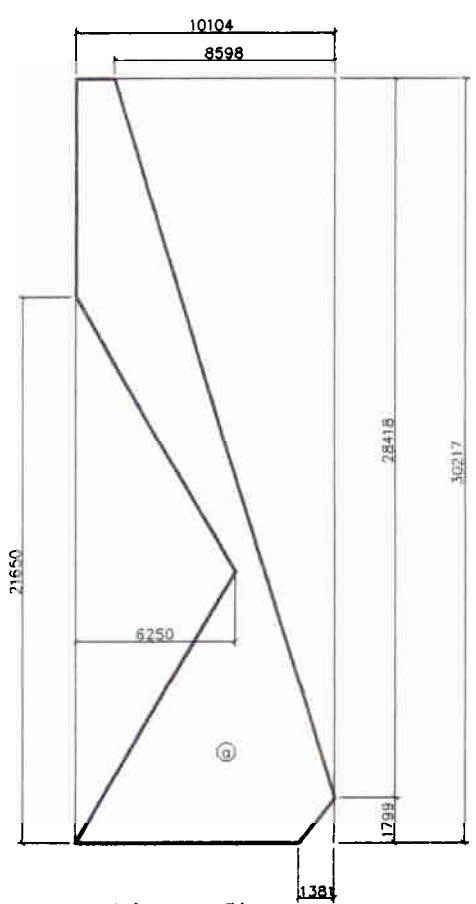
DP-2



1st FLOOR

QUEEN'S ROAD CENTRAL
(20.00m WIDE)

皇后大道中



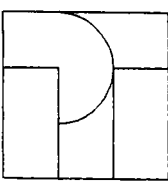
RECEIVED BY
APR 14 3 21 PM '98
 R & D Section
 BUILDINGS DEPARTMENT

⊙ = 10104 x 30217
 - 21650 x 6250 x 0.5
 - 8598 x 28418 x 0.5
 - 1381 x 1799 x 0.5
 = 114.154sqm

For and on behalf of
No. 28 QUEEN'S ROAD CENTRAL LIMITED

Authorized Signature(s)

22-28 QUEEN'S ROAD CENTRAL, H.K. 香港皇后大道中 22-28 號

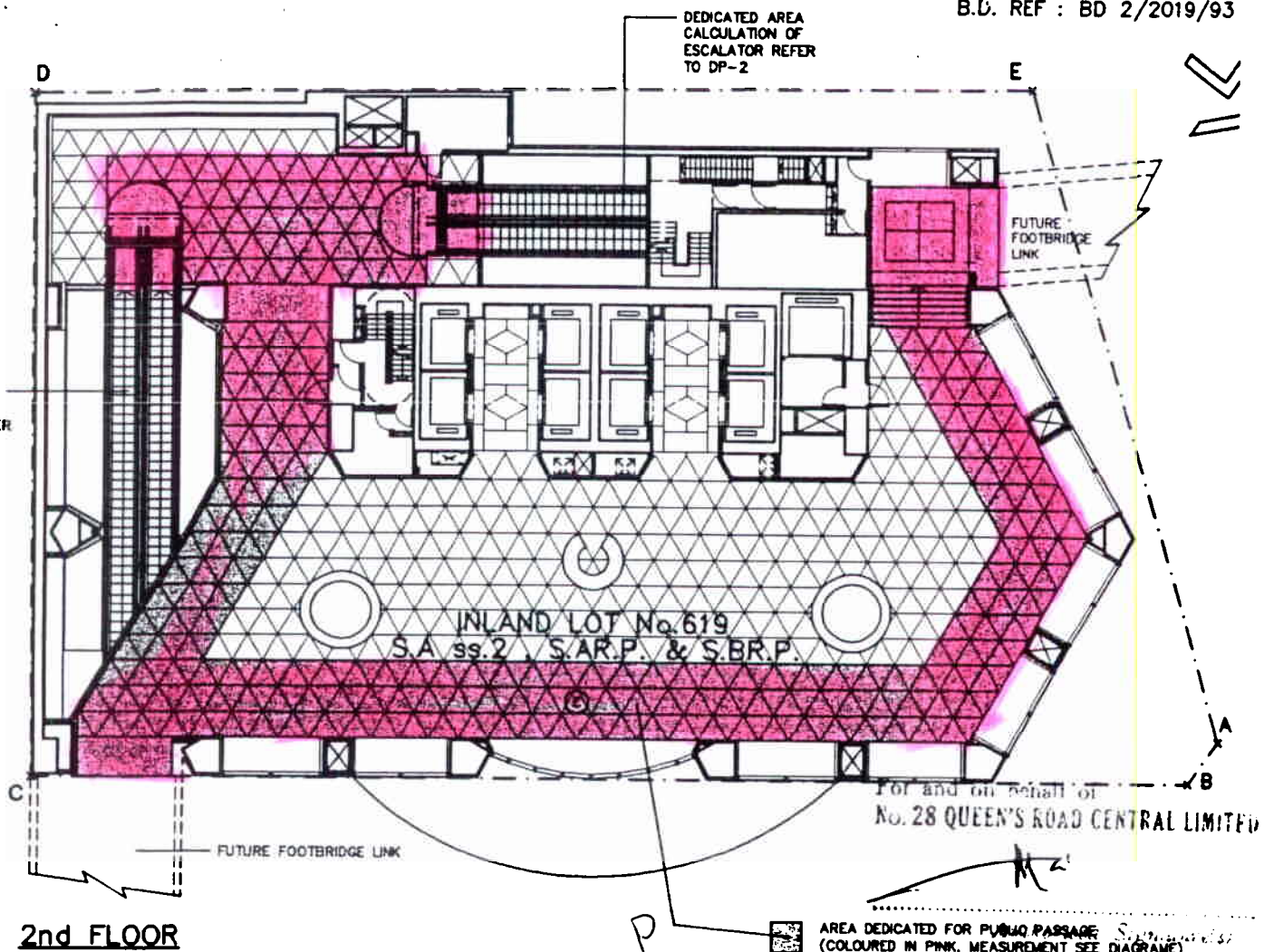


P&T Architects and Engineers Ltd
 25/F OTB Building
 160 Gloucester road HK
 Telephone: 5756575
 Fax: 652-5-8913834

28 QUEEN'S ROAD CENTRAL
 PLAN INDICATING AREA
 TO BE DEDICATED TO
 GOVERNMENT FOR PUBLIC PASSAGE

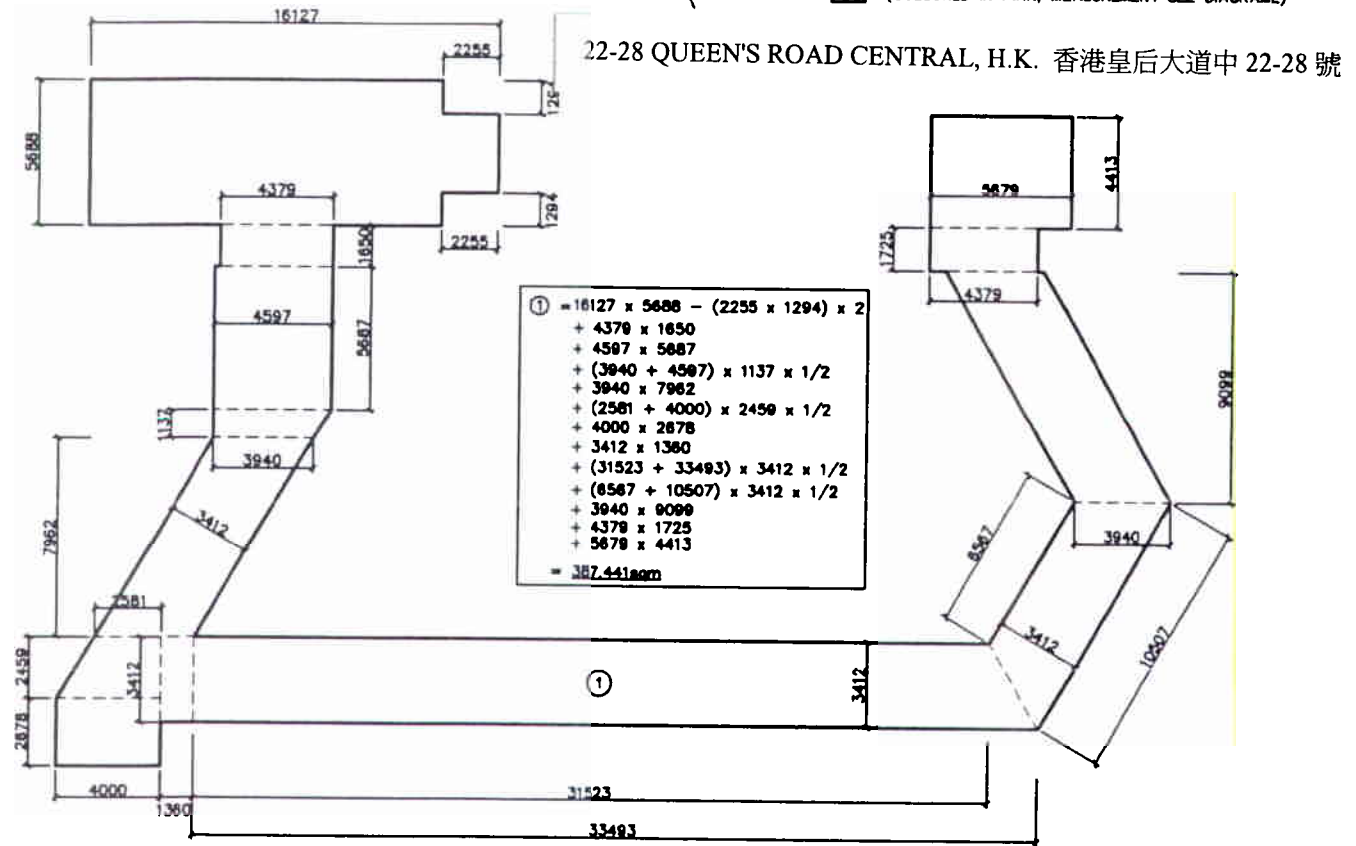
Scale
 1 : 300
 Date
 JAN 98
 Job No.
 2574

Drawing No.
 DP-1



2nd FLOOR

AREA DEDICATED FOR PUBLIC PASSAGE (COLOURED IN PINK, MEASUREMENT SEE DIAGRAM)



P&T Architects and Engineers Ltd
 25/F OTB Building
 180 Gloucester road HK
 Telephone: 5758575
 Fax: 852-5-8913834

22-28 QUEEN'S ROAD CENTRAL
 PLAN INDICATING AREA
 TO BE DEDICATED TO
 GOVERNMENT FOR PUBLIC PASSAGE

Scale	1 : 300	Drawing No.	DP-4
Date	JAN, 98		
Job No.	2574		